

RELIANCE

NIPPON LIFE  
INSURANCE

A RELIANCE CAPITAL COMPANY

ANALYST

APRIL

2024



**IN UNIT LINKED POLICIES, THE INVESTMENT RISK IN INVESTMENT PORTFOLIO IS BORNE BY THE POLICYHOLDER**

Name of The Fund	No.	Name of The Fund	No.
Life Equity Fund 3	1	Pension Midcap Fund 2	31
Make In India Fund	2	Health Midcap Fund 1	32
Life Large Cap Equity Fund	3	Life Super Growth Fund 1	33
Life Pure Equity Fund 2	4	Life Super Growth Fund 2	34
Life Equity Fund 2	5	Health Super Growth Fund 1	35
Life Balanced Fund 1	6	Life High Growth Fund 1	36
Life Corporate Bond Fund 1	7	Life High Growth Fund 2	37
Life Pure Debt Fund 1	8	Life Growth Plus Fund 1	38
Pension Smart Fund 1	9	Life Growth Plus Fund 2	39
Life Midcap Fund 1	10	Health Growth Plus Fund 1	40
Life Midcap Fund 2	11	Life Growth Fund 1	41
Life Gilt Fund 1	12	Life Growth Fund 2	42
Life Money Market Fund 1	13	Pension Growth Fund 1	43
Life Equity Fund 1	14	Pension Growth Fund 2	44
Pension Equity Fund 1	15	Pension Balanced Fund 1	45
Pension Equity Fund 2	16	Pension Balanced Fund 2	46
Pension Equity Fund 3	17	Life Gilt Fund 2	47
Health Equity Fund 1	18	Health Gilt Fund 1	48
Health Equity Fund 2	19	Life Capital Secure Fund 1	49
Life Pure Equity Fund 1	20	Pension Capital Secure Fund 1	50
Pension Pure Equity Fund 2	21	Life Corporate Bond Fund 2	51
Health Pure Equity Fund 1	22	Health Corporate Bond Fund 1	52
Life Infrastructure Fund 1	23	Life Money Market Fund 2	53
Life Infrastructure Fund 2	24	Pension Money Market Fund 2	54
Pension Infrastructure Fund 2	25	Health Money Market Fund 1	55
Health Infrastructure Fund 1	26	Life Highest NAV Advantage Fund 1	56
Life Energy Fund 1	27	Life Highest NAV Advantage Fund 2	57
Life Energy Fund 2	28	Discontinued Policy Fund	58
Pension Energy Fund 2	29	Pension Discontinued Policy Fund	59
Health Energy Fund 1	30	Reliance Assured Maturity Debt Fund	60

# INVESTMENT INSIGHT

Fund Report as on 31st March 2024

## Macro-Economic Update

Domestic economy after witnessing strong GDP growth for Q3FY24, continues its momentum with Manufacturing PMI rising to 16 years high at 59.1 in March on the back of strongest increases in output and new orders. The GST collection in March grew 11.5% to ₹1.78 lakh crore on robust domestic transactions. CPI inflation was little changed at 5.1% in Feb'24, with food inflation staying elevated and Core Inflation easing to 3.3% on broad based deceleration.

India's merchandise trade deficit widened to USD 18.7 bn in Feb-24 on faster rise in imports as domestic demand remains strong amid higher crude prices. The current account deficit narrowed to USD 10.5 billion (1.2% of GDP) in Q3FY24 on sharp rise in services surplus to USD 45 billion.

The Central Government continues to showcase its fiscal prudence by maintaining the fiscal deficit at 86.5% of the budgeted estimate in Apr 2023 - Feb 2024 on stronger receipts, remaining on track to meet its revised budget deficit of 5.8% of GDP in FY24.

Globally major central bankers continue to hold the rates high to ascertain the sustainable downward inflation trajectory towards the target.

## Equity Market Update

Indian markets ended March on a higher note. The Nifty was up 1.6% for the month of March and 28.6% for the year. Midcap 50 was down by 1.6% for the month of March, however, for the full year gains stood at 59.8%. In terms of sectors, Capital goods and Auto sector grew by 6.1%/4.9% and 77.3%/74.9% for the month of march and for the full year respectively. Global sentiment remained positive with US Federal Reserve officials planning to reduce key interest rates three times in 2024 despite higher inflation and talks of reducing the balance sheet tightening. On the domestic front the Lok Sabha election to be scheduled in seven phases, commencing from April 19 and concluding on June 1. FPI (primary and secondary) bought \$4 bn and DII bought \$6.8 bn for the month of March. For the year, FII and DII have bought \$25.2bn and \$25.3 bn respectively.

## Equity Market Outlook & Strategy

On the Domestic front, on-set of the upcoming election and earnings season, we believe market would continue to exhibit positive buoyancy. Global sentiment remains nuanced on the back of factors such as the promising economic trajectory in the United States, upcoming elections and prevalent geopolitical tensions. Indian equity markets remain fairly valued. Nifty now trades at a 12- month forward P/E of 20.8x. We remain positive on sectors such as financials, power, capital goods and pharma.

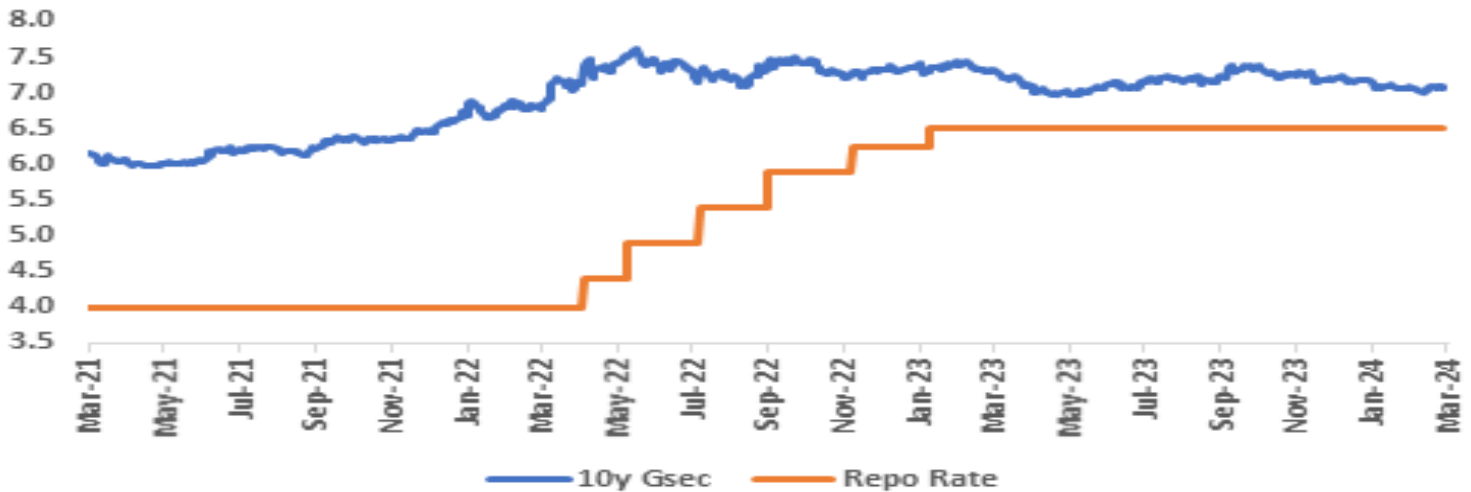


# INVESTMENT INSIGHT

Fund Report as on 31st March 2024

## Fixed Income Market Update

### 10y Benchmark vs Repo Rate



10-Year benchmark Government Security traded in a narrow yield range 7.01%-7.10% during March 2024, closing at 7.06% on month end. The yields remained steady during the month on mixed domestic and global cues. Fixed income market continues to attract strong FPI flows ~INR 16000 cr in March on account of inclusion of Indian government bonds in its GBI-EM Global index.

## Fixed Income Market Outlook & Strategy

On global front, the US 10-year Treasury yields rose to ~4.35%, as market digest strong economic data and readjust their interest rate expectations. Brent crude rose to ~\$89 per barrel amidst supply disruptions due to Israel airstrike in Syria and Ukrainian drone strike on Russian refineries. On domestic front, the core inflation eased to 3.3% with broad-based deceleration in prices.

FPIs continue to show strong demand for debt securities on inclusion of India debt in J.P. Morgan Emerging Markets Bond Index. Government has budgeted borrowing programme for H1FY25 of INR 7.5tn (~53% of total issuance for FY25), lower than the previous year (57% in H1FY24). Lower supply in government securities and strong FII flows may ease the G-sec yields in the near term. Although the state government borrowing for Q1FY25 stood higher at INR 2.5tn. which is likely to keep the SDL-Gsec spread elevated.

The global commodity prices, demand supply dynamics in Government securities, growth & inflation trajectory, FPI flows, and central bankers action remain key monitorable.

Our portfolios remain credit prudent with over 99% of Fixed Income Investments in Sovereign and AAA equivalent instruments.

Source of all relevant data: RBI, Bloomberg, MOSPI, NSO, CGA



# INVESTMENT INSIGHT

Life Equity Fund 3 (ULIF04201/01/10LEQUITYF03121)

Fund Report as on 31st March 2024

## Investment Objective

Provide high real rate of return in the long term through high exposure to equity investments, while recognizing that there is significant probability of negative returns in the short term. The risk appetite is 'high'.

## Fund Details

**Fund Manager:** Mr. Jagdish Bhanushali

**NAV as on 31st March 24:** ₹ 46.1261

**Inception Date:** 11<sup>th</sup> January 2010

**Benchmark:** Nifty 50 Index

**AUM as on 31st March 24:** ₹ 2,668.12 Crs.

## Asset Allocation

	Range (%)	Actual (%)
Equity	75-100	98
Gsec / Debt	00-00	-
MMI / Others	00-25	2

## Returns

Period	Fund Returns	Index Returns
Last 1 Month	1.25%	1.57%
Last 6 Months	16.32%	13.69%
Last 1 Year	31.85%	28.61%
Last 2 Years	14.31%	13.07%
Last 3 Years	15.59%	14.97%
Since Inception	11.34%	10.71%

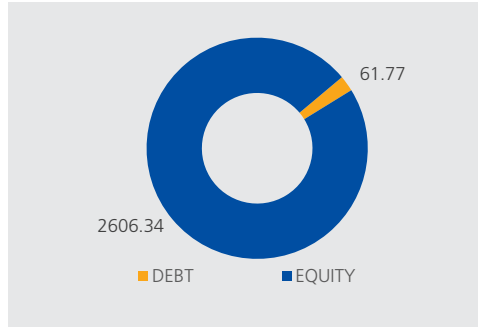
**Note:** Returns less than one year are absolute returns and more than one year compounded returns.

Past performance is not indicative of future performance

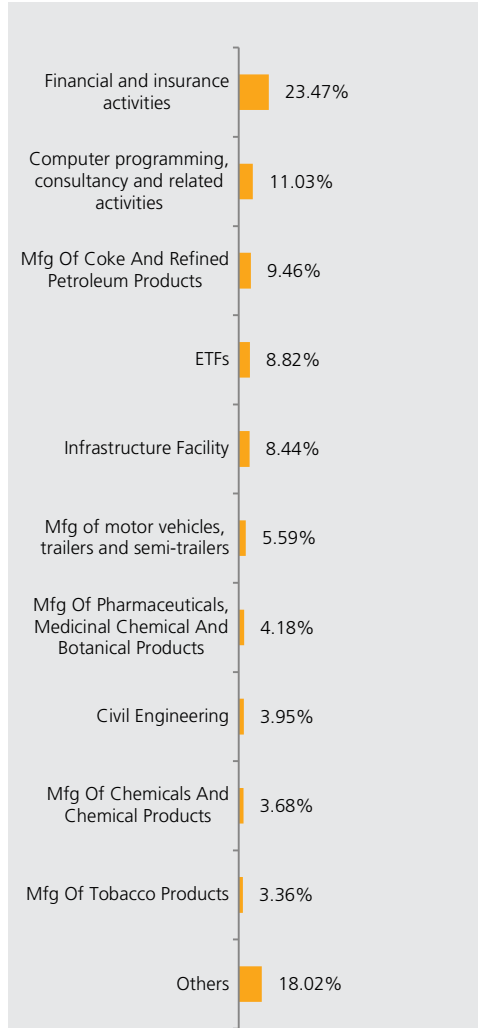
## Portfolio

Name of Instrument	% to AUM
RELIANCE INDUSTRIES LTD.	9.46%
ICICI BANK LTD.FV-2	6.38%
HDFC BANK LTD.FV-2	5.81%
INFOSYS LIMITED	4.65%
TATA CONSULTANCY SERVICES LTD.	4.16%
LARSEN&TUBRO	3.46%
ITC - FV 1	3.36%
BHARTI AIRTEL LIMITED	3.09%
SUN PHARMACEUTICAL INDUSTRIES LTD.FV-1	2.37%
NTPC LIMITED	2.13%
MARUTI UDYOG LTD.	2.00%
MAHINDRA & MAHINDRA LTD.-FV5	1.98%
KOTAK MAHINDRA BANK LIMITED_FV5	1.97%
INDUSIND BANK LIMITED	1.56%
HINDUSTAN LEVER LTD.	1.47%
HCL TECHNOLOGIES LIMITED	1.32%
TATA MOTORS LTD.FV-2	1.31%
SHRIRAM FINANCE LIMITED	1.23%
HERO MOTOCORP LIMITED	1.22%
STATE BANK OF INDIAFV-1	1.18%
TATA CONSUMER PRODUCTS LIMITED	1.08%
TITAN COMPANY LIMITED	1.08%
MANKIND PHARMA LIMITED	1.02%
BAJAJ AUTO LTD	1.00%
UNION BANK OF INDIA	0.95%
ONGCFV-5	0.95%
ASTRAL LIMITED	0.90%
GAS AUTHORITY OF INDIA LTD.	0.89%
POWER GRID CORP OF INDIA LTD	0.88%
COAL INDIA LIMITED	0.85%
ZYDUS LIFESCIENCES LIMITED	0.75%
AUROBINDO PHARMA LIMITED	0.73%
ULTRATECH_CEMCO LTD	0.72%
BAJAJ FINSERV LIMITED	0.69%
VARUN BEVERAGES LIMITED	0.67%
PIDILITE INDUSTRIES LIMITED	0.66%
INDUS TOWERS LIMITED	0.65%
BANK OF INDIA	0.62%
APOLLO HOSPITALS ENTERPRISE LIMITED	0.62%
GRASIM INDUSTRIES LTD.	0.61%
VOLTAS LTD	0.59%
CONTAINER CORPORATION OF INDIA LIMITED	0.57%
RBL BANK LIMITED	0.56%
STEEL AUTHORITY OF INDIA LIMITED	0.53%
TVS MOTOR COMPANY LIMITED	0.52%
TATA IRON & STEEL COMPANY LTD	0.52%
BAJAJ FINANCE LIMITED	0.52%
DEVYANI INTERNATIONAL LIMITED	0.52%
AMBUJA CEMENTS LIMITED	0.52%
UNITED BREWERIES LIMITED	0.51%
SBFC FINANCE LIMITED	0.51%
BHARAT HEAVY ELECTRICALS LTD.FV-2	0.49%
AXIS BANK LIMITEDFV-2	0.48%
AARTI INDUSTRIES LIMITED	0.47%
GODREJ CONSUMER PRODUCTS LIMITED	0.45%
TECH MAHINDRA LIMITEDFV-5	0.44%
PUNJAB NATIONAL BANK	0.42%
HINDALCO INDUSTRIES LTD FV RE 1	0.41%
HAVELLS INDIA LIMITED	0.40%
TRENT LTD	0.38%
ALKEM LABORATORIES LIMITED	0.34%
MOTHERSON SUMI WIRING INDIA LIMITED	0.30%
AU SMALL FINANCE BANK LIMITED	0.29%
BANDHAN BANK LIMITED	0.28%
LTIMINDTREE LIMITED	0.28%
ZOMATO LIMITED	0.26%
JSW STEEL LIMITED	0.24%
POWER FINANCE CORPORATION LTD	0.24%
NESTLE INDIA LIMITED	0.20%
WIPRO	0.18%
GRASIM INDUSTRIES LTD - PARTLY PAID	0.02%
<b>Equity Total</b>	<b>88.87%</b>
SBI-ETF Nifty Bank	1.40%
ADITYA BIRLA SUN LIFE NIFTY BANK ETF	1.34%
HDFC MUTUAL FUND - HDFC BANKING ETF	1.33%
Nippon India ETF Bank Bees	1.33%
ICICI PRUDENTIAL BANK ETF NIFTY BANK INDEX	1.26%
KOTAK NIFTY BANK ETF	1.16%
UTI NIFTY BANK ETF	0.99%
<b>ETFs</b>	<b>8.82%</b>
<b>Money Market Total</b>	<b>2.24%</b>
<b>Current Assets</b>	<b>0.08%</b>
<b>Total</b>	<b>100.00%</b>

## AUM (in ₹ crs.)



## Sector Allocation as per National Industrial Classification 2008



# INVESTMENT INSIGHT

Make In India Fund (ULIF06924/03/15LMAKEINDIA121)

Fund Report as on 31st March 2024

## Investment Objective

Provide high return in the long term through exposure to equity investments in the sectors related to industrial activity.

## Fund Details

**Fund Manager:** Mr. Jagdish Bhanushali

**NAV as on 31st March 24:** ₹ 26.2292

**Inception Date:** 18<sup>th</sup> February 2016

**Benchmark:** Nifty 50 Index

**AUM as on 31st March 24:** ₹ 812.62 Crs.

## Asset Allocation

	Range (%)	Actual (%)
Equity	60-100	97
Gsec / Debt	0-20	-
MMI / Others	0-20	3

## Returns

Period	Fund Returns	Index Returns
Last 1 Month	1.81%	1.57%
Last 6 Months	15.61%	13.69%
Last 1 Year	31.11%	28.61%
Last 2 Years	14.94%	13.07%
Last 3 Years	16.21%	14.97%
Since Inception	12.61%	14.97%

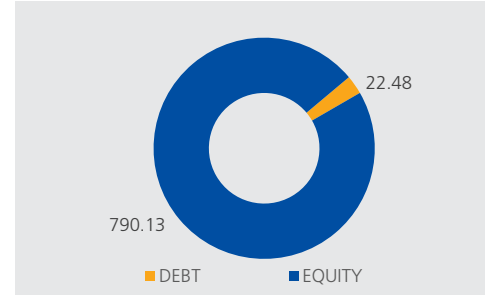
**Note:** Returns less than one year are absolute returns and more than one year compounded returns.

Past performance is not indicative of future performance

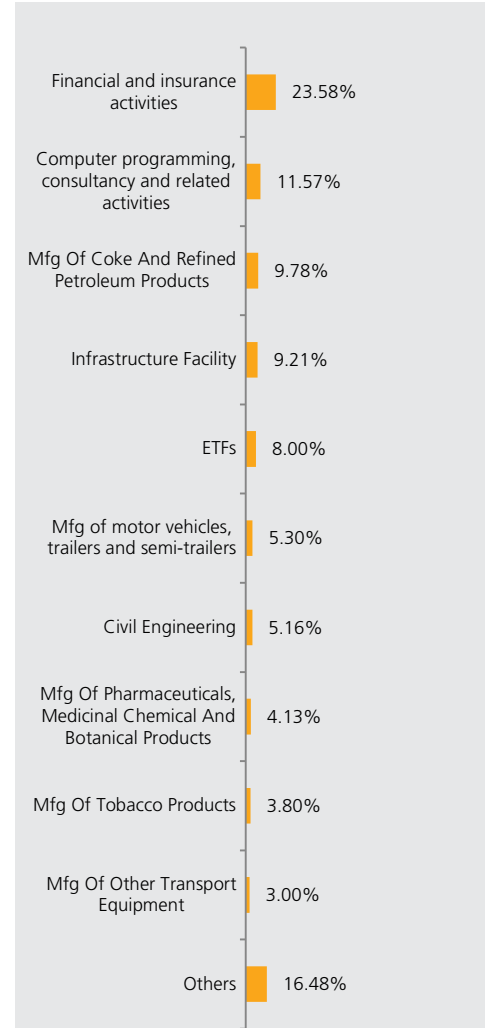
## Portfolio

Name of Instrument	% to AUM
RELIANCE INDUSTRIES LTD.	9.40%
HDFC BANK LTD.FV-2	6.46%
ICICI BANK LTD.FV-2	6.16%
INFOSYS LIMITED	4.97%
LARSEN&TUBRO	4.28%
BHARTI AIRTEL LIMITED	3.87%
ITC - FV 1	3.80%
TATA CONSULTANCY SERVICES LTD.	3.54%
TATA MOTORS LTD.FV-2	2.50%
SUN PHARMACEUTICAL INDUSTRIES LTD.FV-1	2.31%
STATE BANK OF INDIAFV-1	2.24%
KOTAK MAHINDRA BANK LIMITED_FV5	2.24%
NTPC LIMITED	2.20%
TITAN COMPANY LIMITED	2.01%
MARUTI UDYOG LTD.	1.96%
HINDUSTAN LEVER LTD.	1.66%
HCL TECHNOLOGIES LIMITED	1.61%
INDUSIND BANK LIMITED	1.59%
BAJAJ AUTO LTD	1.32%
COAL INDIA LIMITED	1.24%
HERO MOTOCORP LIMITED	1.12%
ULTRATECH CEMCO LTD	1.02%
ZYDUS LIFESCIENCES LIMITED	0.94%
BHARAT HEAVY ELECTRICALS LTD.FV-2	0.88%
TECH MAHINDRA LIMITEDFV-5	0.84%
MAHINDRA & MAHINDRA LTD.-FV5	0.84%
TATA IRON & STEEL COMPANY LTD	0.80%
GRASIM INDUSTRIES LTD.	0.77%
SHRIRAM FINANCE LIMITED	0.75%
AXIS BANK LIMITEDFV-2	0.69%
ONGCFV-5	0.66%
THE RAMCO CEMENTS LIMITED	0.62%
GAS AUTHORITY OF INDIA LTD.	0.61%
BAJAJ FINSERV LIMITED	0.61%
APOLLO HOSPITALS ENTERPRISE LIMITED	0.58%
BAJAJ FINANCE LIMITED	0.58%
TVS MOTOR COMPANY LIMITED	0.56%
BANK OF INDIA	0.54%
INDUS TOWERS LIMITED	0.53%
RURAL ELECTRIFICATION CORPORATION LTD	0.53%
POWER FINANCE CORPORATION LTD	0.53%
POWER GRID CORP OF INDIA LTD	0.51%
VOLTAS LTD	0.50%
AARTI INDUSTRIES LIMITED	0.50%
ASTRAL LIMITED	0.49%
JINDAL STEEL & POWER LTD.	0.49%
HINDALCO INDUSTRIES LTD FV RE 1	0.47%
VARUN BEVERAGES LIMITED	0.45%
TATA POWER CO. LTD.FV-1	0.43%
NESTLE INDIA LIMITED	0.43%
SBI LIFE INSURANCE COMPANY LIMITED	0.40%
MAHINDRA & MAHINDRA FINANCIAL SERVICES LIMITED	0.40%
ALKEM LABORATORIES LIMITED	0.38%
BHARAT PETROLEUM CORP. LTD.	0.38%
LTIMINDTREE LIMITED	0.37%
ICICI PRUDENTIAL LIFE INSURANCE COMPANY LIMITED	0.37%
STEEL AUTHORITY OF INDIA LIMITED	0.36%
CROMPTON GREAVES CONSUMER ELECTRICALS LIMITED	0.35%
PUNJAB NATIONAL BANK	0.32%
TRENT LTD	0.30%
AUROBINDO PHARMA LIMITED	0.28%
RBL BANK LIMITED	0.24%
MPHASIS LIMITED	0.23%
CIPLA LTD.	0.22%
GRASIM INDUSTRIES LTD - PARTLY PAID	0.01%
<b>Equity Total</b>	<b>89.24%</b>
Nippon India ETF Bank Bees	1.44%
KOTAK NIFTY BANK ETF	1.41%
SBI-ETF Nifty Bank	1.41%
ICICI PRUDENTIAL BANK ETF NIFTY BANK INDEX	1.01%
ADITYA BIRLA SUN LIFE NIFTY BANK ETF	1.01%
HDFC MUTUAL FUND - HDFC BANKING ETF	0.91%
UTI NIFTY BANK ETF	0.81%
<b>ETFs</b>	<b>8.00%</b>
<b>Money Market Total</b>	<b>2.77%</b>
<b>Current Assets</b>	<b>-0.01%</b>
<b>Total</b>	<b>100.00%</b>

## AUM (in ₹ crs.)



## Sector Allocation as per National Industrial Classification 2008



# INVESTMENT INSIGHT

Life Large Cap Equity Fund (ULIF07101/12/19LLARGCAPEQ121)

Fund Report as on 31st March 2024

## Investment Objective

To generate consistent long-term performance through exposure to predominantly large cap equities with particular focus on companies having demonstrable corporate governance, built-in competitive advantage in their business model and good track record in Financial Performance. Further, we recognize that there is significant probability of negative returns in the short term. The risk appetite is 'high'. In adverse situations investments in money market securities would be increased to protect policy holders long term interests and returns

## Fund Details

**Fund Manager:** Mr Jagdish Bhanushali

**NAV as on 31st March 24:** ₹ 17.7963

**Inception Date:** 16<sup>th</sup> January 2020

**Benchmark:** Nifty 50 Index

**AUM as on 31st March 24:** ₹ 1,013.41 Crs.

## Asset Allocation

	Range (%)	Actual (%)
Equity	60-100	94
Gsec / Debt	00-10	-
MMI / Others	00-40	6

## Returns

Period	Fund Returns	Index Returns
Last 1 Month	1.79%	1.57%
Last 6 Months	16.43%	13.69%
Last 1 Year	31.94%	28.61%
Last 2 Years	14.67%	13.07%
Last 3 Years	14.96%	14.97%
Since Inception	14.68%	15.10%

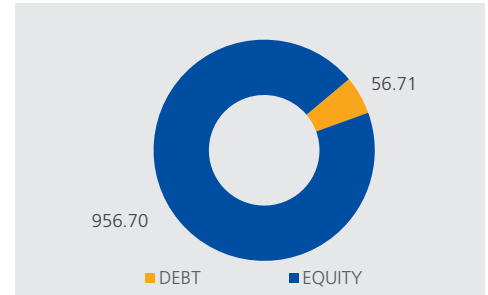
**Note:** Returns less than one year are absolute returns and more than one year compounded returns.

Past performance is not indicative of future performance

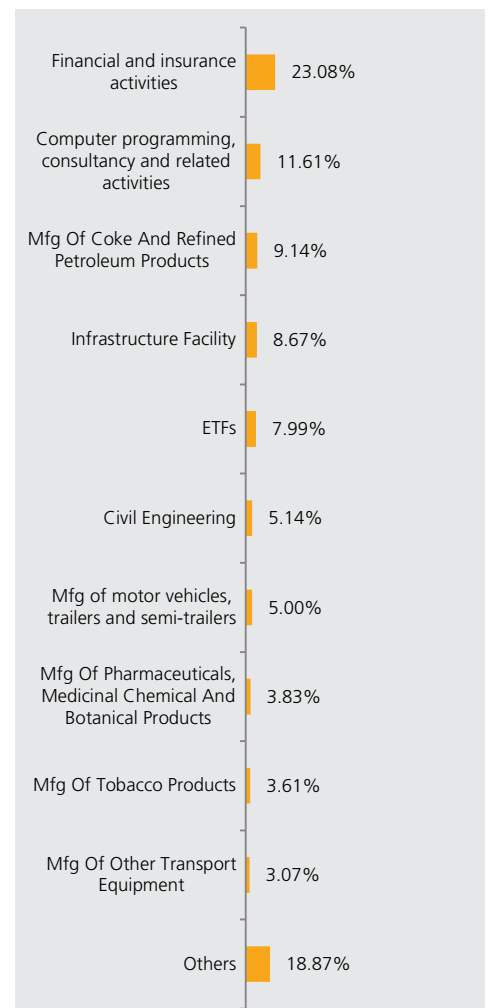
## Portfolio

Name of Instrument	% to AUM
RELIANCE INDUSTRIES LTD.	8.79%
HDFC BANK LTD.FV-2	6.39%
ICICI BANK LTD.FV-2	6.09%
INFOSYS LIMITED	4.82%
LARSEN&TUBRO	4.28%
TATA CONSULTANCY SERVICES LTD.	3.98%
BHARTI AIRTEL LIMITED	3.62%
ITC - FV 1	3.61%
TATA MOTORS LTD.FV-2	2.34%
STATE BANK OF INDIAFV-1	2.19%
KOTAK MAHINDRA BANK LIMITED_FV5	2.19%
SUN PHARMACEUTICAL INDUSTRIES LTD.FV-1	2.14%
NTPC LIMITED	2.09%
MARUTI UDYOG LTD.	1.91%
TITAN COMPANY LIMITED	1.87%
HINDUSTAN LEVER LTD.	1.62%
INDUSIND BANK LIMITED	1.53%
HCL TECHNOLOGIES LIMITED	1.48%
BAJAJ AUTO LTD	1.35%
COAL INDIA LIMITED	1.18%
HERO MOTOCORP LIMITED	1.14%
ULTRATECH CEMCO LTD	0.99%
ZYDUS LIFESCIENCES LIMITED	0.90%
BHARAT HEAVY ELECTRICALS LTD.FV-2	0.85%
TATA IRON & STEEL COMPANY LTD	0.76%
MAHINDRA & MAHINDRA LTD.-FV5	0.75%
SHRIRAM FINANCE LIMITED	0.74%
TECH MAHINDRA LIMITEDFV-5	0.74%
AXIS BANK LIMITEDFV-2	0.68%
GRASIM INDUSTRIES LTD.	0.68%
BAJAJ FINANCE LIMITED	0.59%
ONGCFV-5	0.59%
TVS MOTOR COMPANY LIMITED	0.59%
BAJAJ FINSERV LIMITED	0.58%
GAS AUTHORITY OF INDIA LTD.	0.57%
MANKIND PHARMA LIMITED	0.55%
POWER GRID CORP OF INDIA LTD	0.54%
THE RAMCO CEMENTS LIMITED	0.53%
INDUS TOWERS LIMITED	0.52%
APOLLO HOSPITALS ENTERPRISE LIMITED	0.51%
AARTI INDUSTRIES LIMITED	0.50%
BANK OF INDIA	0.49%
RURAL ELECTRIFICATION CORPORATION LTD	0.49%
VOLTAS LTD	0.47%
ASTRAL LIMITED	0.46%
POWER FINANCE CORPORATION LTD	0.45%
HINDALCO INDUSTRIES LTD FV RE 1	0.43%
JINDAL STEEL & POWER LTD.	0.42%
TATA POWER CO. LTD.FV-1	0.40%
VARUN BEVERAGES LIMITED	0.39%
MAHINDRA & MAHINDRA FINANCIAL SERVICES LIMITED	0.37%
SBI LIFE INSURANCE COMPANY LIMITED	0.36%
LTIMINDTREE LIMITED	0.36%
NESTLE INDIA LIMITED	0.36%
BHARAT PETROLEUM CORP. LTD.	0.35%
ALKEM LABORATORIES LIMITED	0.34%
ICICI PRUDENTIAL LIFE INSURANCE COMPANY LIMITED	0.34%
CROMPTON GREAVES CONSUMER ELECTRICALS LIMITED	0.34%
STEEL AUTHORITY OF INDIA LIMITED	0.32%
TRENT LTD	0.29%
PUNJAB NATIONAL BANK	0.29%
AUROBINDO PHARMA LIMITED	0.24%
RBL BANK LIMITED	0.22%
MPHASIS LIMITED	0.21%
CIPLA LTD.	0.20%
GRASIM INDUSTRIES LTD - PARTLY PAID	0.01%
<b>Equity Total</b>	<b>86.41%</b>
SBI-ETF Nifty Bank	1.42%
Nippon India ETF Bank Bees	1.42%
KOTAK NIFTY BANK ETF	1.38%
ICICI PRUDENTIAL BANK ETF NIFTY BANK INDEX	0.98%
ADITYA BIRLA SUN LIFE NIFTY BANK ETF	0.98%
UTI NIFTY BANK ETF	0.95%
HDFC MUTUAL FUND - HDFC BANKING ETF	0.86%
<b>ETFs</b>	<b>7.99%</b>
<b>Money Market Total</b>	<b>5.12%</b>
<b>Current Assets</b>	<b>0.48%</b>
<b>Total</b>	<b>100.00%</b>

## AUM (in ₹ crs.)



## Sector Allocation as per National Industrial Classification 2008



# INVESTMENT INSIGHT

Life Pure Equity Fund 2 (ULIF04601/01/10LPUEQTY02121)

Fund Report as on 31st March 2024

## Investment Objective

Provide high real rate of return in the long term through high exposure to equity investments, while recognizing that there is significant probability of negative returns in the short term. The risk appetite is high.

## Fund Details

**Fund Manager:** Mr. Jagdish Bhanushali

**NAV as on 31st March 24:** ₹ 49.5969

**Inception Date:** 11<sup>th</sup> January 2010

**Benchmark:** RNLIC Pure Index

**AUM as on 31st March 24:** ₹ 460.29 Crs.

## Asset Allocation

	Range (%)	Actual (%)
Equity	60-100	91
Gsec / Debt	00-00	-
MMI / Others	00-40	9

## Returns

Period	Fund Returns	Index Returns
Last 1 Month	1.58%	1.28%
Last 6 Months	23.04%	23.48%
Last 1 Year	46.01%	45.50%
Last 2 Years	22.02%	20.15%
Last 3 Years	22.05%	21.14%
Since Inception	11.91%	11.24%

**Note:** Returns less than one year are absolute returns and more than one year compounded returns.

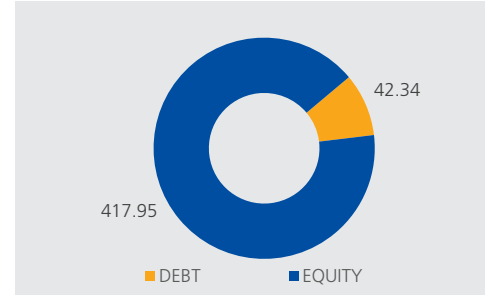
Index changed from Nifty 50 Shariah to RNLIC Pure Index with effect from 1st Feb.2020.

Past performance is not indicative of future performance

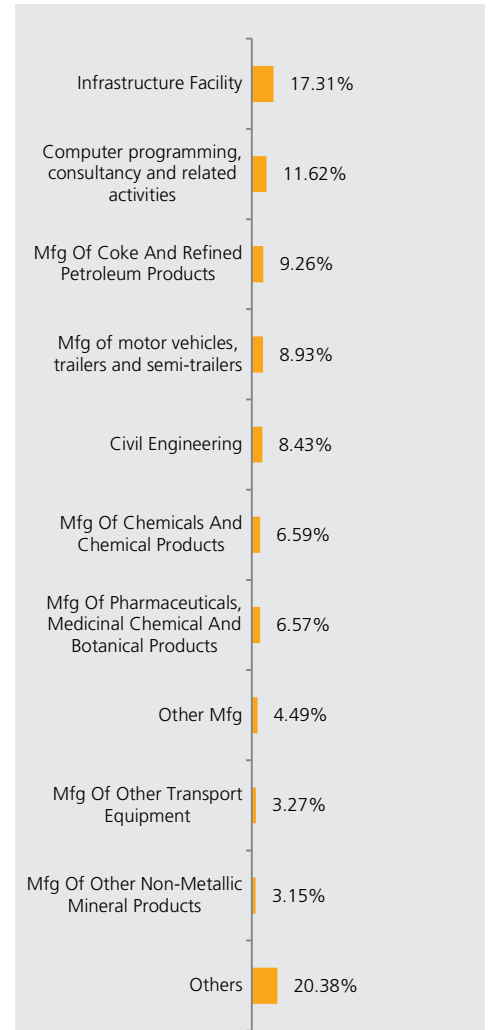
## Portfolio

Name of Instrument	% to AUM
RELIANCE INDUSTRIES LTD.	8.83%
LARSEN&TUBRO	8.05%
BHARTI AIRTEL LIMITED	7.78%
INFOSYS LIMITED	5.52%
MARUTI UDYOG LTD.	4.99%
SUN PHARMACEUTICAL INDUSTRIES LTD. FV-1	4.88%
NTPC LIMITED	4.71%
TITAN COMPANY LIMITED	4.49%
TATA CONSULTANCY SERVICES LTD.	4.26%
HINDUSTAN LEVER LTD.	4.01%
MAHINDRA & MAHINDRA LTD.-FV5	3.95%
POWER GRID CORP OF INDIA LTD	3.55%
ULTRATECH CEMCO LTD	3.15%
ONGCFV-5	2.78%
BAJAJ AUTO LTD	2.76%
COAL INDIA LIMITED	2.70%
GRASIM INDUSTRIES LTD.	2.05%
JSW STEEL LIMITED	1.78%
NESTLE INDIA LIMITED	1.50%
HCL TECHNOLOGIES LIMITED	1.43%
GAS AUTHORITY OF INDIA LTD.	1.26%
AVENUE SUPERMARTS LIMITED	0.90%
ZYDUS LIFESCIENCES LIMITED	0.86%
ALKEM LABORATORIES LIMITED	0.83%
VOLTAS LTD	0.73%
HERO MOTOCORP LIMITED	0.51%
GODREJ CONSUMER PRODUCTS LIMITED	0.49%
INDIAN OIL CORPORATION LIMITED	0.43%
STEEL AUTHORITY OF INDIA LIMITED	0.42%
COFORGE LIMITED	0.41%
BHARAT HEAVY ELECTRICALS LTD.FV-2	0.39%
NMDC LIMITED	0.21%
ASTRAL LIMITED	0.17%
GRASIM INDUSTRIES LTD - PARTLY PAID	0.03%
<b>Equity Total</b>	<b>90.80%</b>
<b>Money Market Total</b>	<b>7.48%</b>
<b>Current Assets</b>	<b>1.72%</b>
<b>Total</b>	<b>100.00%</b>

## AUM (in ₹ crs.)



## Sector Allocation as per National Industrial Classification 2008





# INVESTMENT INSIGHT

Life Equity Fund 2 (ULIF02510/06/08LEQUITYF02121)

Fund Report as on 31st March 2024

## Investment Objective

Provide high real rate of return in the long term through high exposure to equity investments, while recognizing that there is significant probability of negative returns in the short term. The risk appetite is 'high'.

## Fund Details

**Fund Manager:** Mr. Jagdish Bhanushali

**NAV as on 31st March 24:** ₹ 55.7457

**Inception Date:** 11<sup>th</sup> June 2008

**Benchmark:** Nifty 50 Index

**AUM as on 31st March 24:** ₹ 536.71 Crs.

## Asset Allocation

	Range (%)	Actual (%)
Equity	00-100	98
Gsec / Debt	00-100	-
MMI / Others	00-100	2

## Returns

Period	Fund Returns	Index Returns
Last 1 Month	1.20%	1.57%
Last 6 Months	15.06%	13.69%
Last 1 Year	30.20%	28.61%
Last 2 Years	13.53%	13.07%
Last 3 Years	15.14%	14.97%
Since Inception	11.48%	10.62%

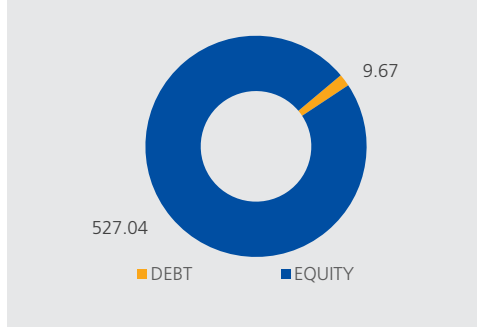
**Note:** Returns less than one year are absolute returns and more than one year compounded returns.

Past performance is not indicative of future performance

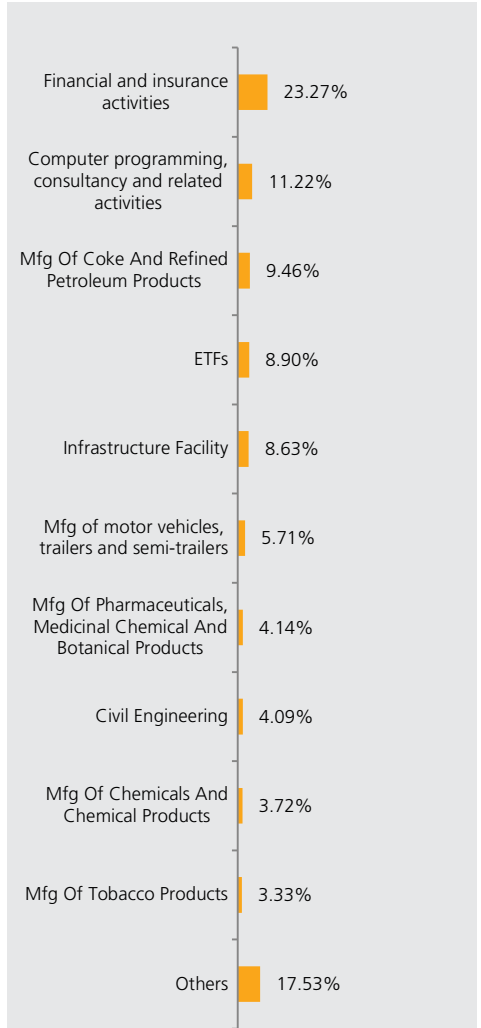
## Portfolio

Name of Instrument	% to AUM
RELIANCE INDUSTRIES LTD.	9.46%
ICICI BANK LTD.FV-2	6.26%
HDFC BANK LTD.FV-2	5.80%
INFOSYS LIMITED	4.77%
TATA CONSULTANCY SERVICES LTD.	4.18%
LARSEN&TUBRO	3.59%
ITC - FV 1	3.33%
BHARTI AIRTEL LIMITED	3.20%
SUN PHARMACEUTICAL INDUSTRIES LTD.FV-1	2.32%
NTPC LIMITED	2.08%
MARUTI UDYOG LTD.	2.05%
MAHINDRA & MAHINDRA LTD.-FV5	2.00%
KOTAK MAHINDRA BANK LIMITED_FV5	1.97%
INDUSIND BANK LIMITED	1.53%
HINDUSTAN LEVER LTD.	1.46%
HCL TECHNOLOGIES LIMITED	1.34%
TATA MOTORS LTD.FV-2	1.34%
HERO MOTOCORP LIMITED	1.26%
SHRIRAM FINANCE LIMITED	1.23%
STATE BANK OF INDIAFV-1	1.18%
TITAN COMPANY LIMITED	1.12%
BAJAJ AUTO LTD	1.05%
ONGCFV-5	0.99%
TATA CONSUMER PRODUCTS LIMITED	0.98%
UNION BANK OF INDIA	0.94%
GAS AUTHORITY OF INDIA LTD.	0.93%
POWER GRID CORP OF INDIA LTD	0.91%
ASTRAL LIMITED	0.91%
COAL INDIA LIMITED	0.82%
MANKIND PHARMA LIMITED	0.78%
ULTRATECH CEMCO LTD	0.73%
ZYDUS LIFESCIENCES LIMITED	0.72%
AUROBINDO PHARMA LIMITED	0.72%
VARUN BEVERAGES LIMITED	0.70%
PIDILITE INDUSTRIES LIMITED	0.70%
BAJAJ FINSERV LIMITED	0.68%
INDUS TOWERS LIMITED	0.67%
APOLLO HOSPITALS ENTERPRISE LIMITED	0.64%
GRASIM INDUSTRIES LTD.	0.63%
VOLTAS LTD	0.62%
BANK OF INDIA	0.61%
RBL BANK LIMITED	0.58%
CONTAINER CORPORATION OF INDIA LIMITED	0.58%
AMBUJA CEMENTS LIMITED	0.56%
STEEL AUTHORITY OF INDIA LIMITED	0.54%
DEVYANI INTERNATIONAL LIMITED	0.53%
TATA IRON & STEEL COMPANY LTD	0.53%
TVS MOTOR COMPANY LIMITED	0.51%
UNITED BREWERIES LIMITED	0.51%
BAJAJ FINANCE LIMITED	0.51%
BHARAT HEAVY ELECTRICALS LTD.FV-2	0.50%
AARTI INDUSTRIES LIMITED	0.50%
AXIS BANK LIMITEDFV-2	0.49%
SBFC FINANCE LIMITED	0.45%
TECH MAHINDRA LIMITEDFV-5	0.45%
HAVELLS INDIA LIMITED	0.42%
PUNJAB NATIONAL BANK	0.42%
HINDALCO INDUSTRIES LTD FV RE 1	0.42%
GODREJ CONSUMER PRODUCTS LIMITED	0.41%
TRENT LTD	0.38%
ALKEM LABORATORIES LIMITED	0.37%
MOTHERSON SUMI WIRING INDIA LIMITED	0.31%
AU SMALL FINANCE BANK LIMITED	0.30%
BANDHAN BANK LIMITED	0.29%
LTIMINDTREE LIMITED	0.29%
POWER FINANCE CORPORATION LTD	0.26%
ZOMATO LIMITED	0.26%
JSW STEEL LIMITED	0.26%
NESTLE INDIA LIMITED	0.21%
WIPRO	0.19%
GRASIM INDUSTRIES LTD - PARTLY PAID	0.02%
<b>Equity Total</b>	<b>89.30%</b>
SBI-ETF Nifty Bank	1.37%
HDFC MUTUAL FUND - HDFC BANKING ETF	1.36%
ADITYA BIRLA SUN LIFE NIFTY BANK ETF	1.35%
ICICI PRUDENTIAL BANK ETF NIFTY BANK INDEX	1.31%
Nippon India ETF Bank Bees	1.31%
KOTAK NIFTY BANK ETF	1.15%
UTI NIFTY BANK ETF	1.06%
<b>ETFs</b>	<b>8.90%</b>
<b>Money Market Total</b>	<b>2.12%</b>
<b>Current Assets</b>	<b>-0.32%</b>
<b>Total</b>	<b>100.00%</b>

## AUM (in ₹ crs.)



## Sector Allocation as per National Industrial Classification 2008



# INVESTMENT INSIGHT

Life Balanced Fund 1 (ULIF00128/07/04LBALANCE01121)

Fund Report as on 31st March 2024

## Investment Objective

The investment objective of the fund is to provide investment returns that exceed the rate of inflation in the long term while maintaining a low probability of negative returns in the short term. The risk appetite is defined as 'low to moderate'.

## Fund Details

**Fund Manager:** Mr. Jagdish Bhanushali (Equity) Mr. Rahul Sangle (Debt)  
**NAV as on 31st March 24:** ₹ 45.0139  
**Inception Date:** 09<sup>th</sup> August 2004  
**Benchmark:** CRISIL Composite Bond Index: 80%; Sensex 50: 20%  
**AUM as on 31st March 24:** ₹ 99.42 Crs.  
**Modified Duration of Debt Portfolio:** 7.99 years  
**YTM of Debt Portfolio:** 7.27%

## Asset Allocation

	Range (%)	Actual (%)
Equity	00-40	21
Gsec / Debt	60-100	75
MMI / Others	00-25	4

## Returns

Period	Fund Returns	Index Returns
Last 1 Month	0.94%	0.92%
Last 6 Months	6.55%	6.22%
Last 1 Year	11.95%	12.10%
Last 2 Years	7.35%	7.53%
Last 3 Years	7.41%	7.50%
Since Inception	7.95%	8.05%

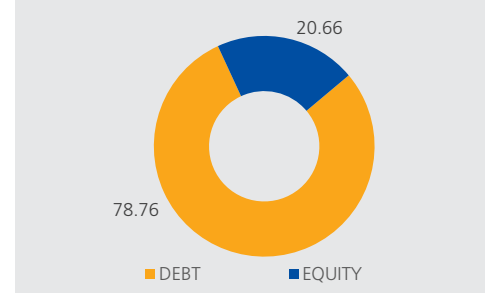
**Note:** Returns less than one year are absolute returns and more than one year compounded returns.

Past performance is not indicative of future performance

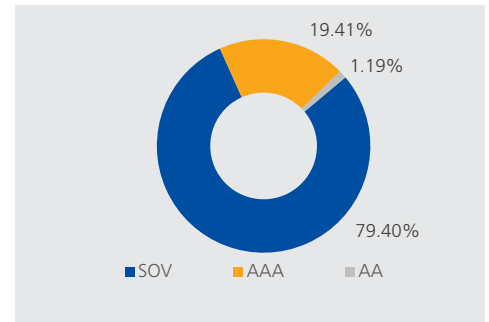
## Portfolio

Name of Instrument	% to AUM
7.69% LICHL NCD 06-02-2034	3.27%
5.70% NABARD 31.07.2025 Series 22D	2.94%
7.59% IREDA NCD 26-07-2034 XV-H	2.65%
7.59% IREDA NCD 23-02-2034 XV-E	2.64%
6.75% PCHFL NCD 26-09-2031	0.93%
<b>Bonds/Debentures Total</b>	<b>12.44%</b>
7.18% GOI CG 24-07-2037	11.90%
7.18% GOI 14.08.2033	5.65%
7.45% WESTBENGAL SDL 20-03-2042	5.00%
7.42% KERALA SDL 20-03-2049	4.96%
7.26% GOI CG 06-02-2033	4.54%
7.25% GOI CG 12-06-2063	3.77%
7.47% HARYANA SDL 14.02.2036	2.63%
7.77% HARYANA SDL 10.01.2036	2.63%
6.54% GOI 17.01.2032	2.40%
7.71% MADHYAPRADESH SDL 24.01.2040	2.33%
7.30% GOI CG 19-06-2053	2.13%
7.45% MAHARASHTRA SDL 20.03.2038	2.10%
7.66% HARYANA SDL 31.01.2036	2.06%
7.42% KARNATKA SDL 28.02.2039	1.71%
7.50% GOI CG 10-08-2034	1.63%
7.41% KARNATKA SDL 06.03.2036	1.59%
GSEC STRIP 17.12.2030	1.26%
GSEC STRIP 12.09.2028	0.98%
7.10% GOI CG 18-04-2029	0.98%
7.37% KARNATKA SDL 13.03.2037	0.83%
GSEC STRIP 19.12.2028	0.78%
7.71% MAHARASHTRA SDL 08.11.2033	0.28%
7.27% GOI 08.04.2026	0.20%
7.38% GOI CG 20-06-2027	0.08%
<b>Gilts Total</b>	<b>62.40%</b>
RELIANCE INDUSTRIES LTD.	2.27%
HDFC BANK LTD.FV-2	2.13%
ICICI BANK LTD.FV-2	1.82%
INFOSYS LIMITED	1.21%
LARSEN&TUBRO	0.99%
TATA CONSULTANCY SERVICES LTD.	0.93%
ITC - FV 1	0.91%
STATE BANK OF INDIAFV-1	0.83%
TATA MOTORS LTD.FV-2	0.68%
KOTAK MAHINDRA BANK LIMITED_FV5	0.67%
BHARTI AIRTEL LIMITED	0.64%
SUN PHARMACEUTICAL INDUSTRIES LTD.FV-1	0.63%
NTPC LIMITED	0.52%
TITAN COMPANY LIMITED	0.46%
AXIS BANK LIMITEDFV-2	0.45%
HINDUSTAN LEVER LTD.	0.41%
MAHINDRA & MAHINDRA LTD.-FV5	0.34%
MARUTI UDYOG LTD.	0.33%
INDUSIND BANK LIMITED	0.32%
HERO MOTOCORP LIMITED	0.32%
BAJAJ FINANCE LIMITED	0.32%
POWER GRID CORP OF INDIA LTD	0.31%
COAL INDIA LIMITED	0.30%
TATA IRON & STEEL COMPANY LTD	0.28%
ULTRATECH CEMCO LTD	0.26%
TATA CONSUMER PRODUCTS LIMITED	0.23%
BAJAJ FINSERV LIMITED	0.22%
HCL TECHNOLOGIES LIMITED	0.21%
GRASIM INDUSTRIES LTD.	0.20%
CIPLA LTD.	0.20%
NESTLE INDIA LIMITED	0.20%
DR. REDDY LABORATORIES	0.19%
INDUS TOWERS LIMITED	0.18%
TECH MAHINDRA LIMITEDFV-5	0.17%
UNION BANK OF INDIA	0.16%
BAJAJ AUTO LTD	0.15%
ASIAN PAINTS LIMITEDFV-1	0.12%
BHARAT PETROLEUM CORP. LTD.	0.11%
SBI LIFE INSURANCE COMPANY LIMITED	0.10%
GRASIM INDUSTRIES LTD - PARTLY PAID	0.00%
<b>Equity Total</b>	<b>20.78%</b>
<b>Money Market Total</b>	<b>3.75%</b>
<b>Current Assets</b>	<b>0.63%</b>
<b>Total</b>	<b>100.00%</b>

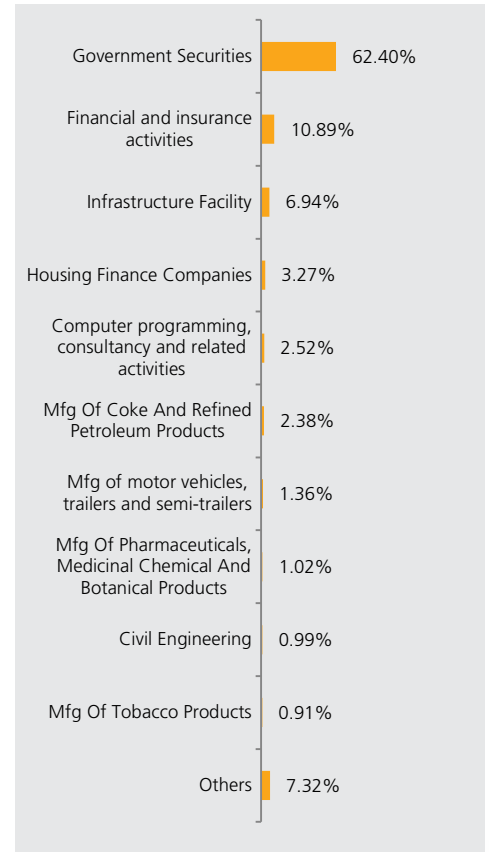
## AUM (in ₹ crs.)



## Rating Profile



## Sector Allocation as per National Industrial Classification 2008



# INVESTMENT INSIGHT

Life Corporate Bond Fund 1 (ULIF02310/06/08LCORBOND01121)

Fund Report as on 31st March 2024

## Investment Objective

Provide returns that exceed the inflation rate, while taking some credit risk (through investments in corporate debt instruments) and maintaining a moderate probability of negative return in the short term. The risk appetite is 'low to moderate'.

## Fund Details

**Fund Manager:** Mr. Rahul Sangle  
**NAV as on 31st March 24:** ₹ 30.0470  
**Inception Date:** 11<sup>th</sup> June 2008  
**Benchmark:** CRISIL Composite Bond Index: 100%  
**AUM as on 31st March 24:** ₹ 214.47 Crs.  
**Modified Duration of Debt Portfolio:** 8.02 years  
**YTM of Debt Portfolio:** 7.40%

## Asset Allocation

	Range (%)	Actual (%)
Equity	00-00	-
Gsec / Debt	75-100	96
MMI / Others	00-25	4

## Returns

Period	Fund Returns	Index Returns
Last 1 Month	0.77%	0.74%
Last 6 Months	4.69%	4.34%
Last 1 Year	7.80%	8.26%
Last 2 Years	5.66%	6.01%
Last 3 Years	5.09%	5.49%
Since Inception	7.20%	7.74%

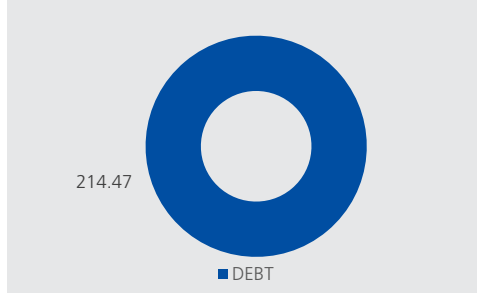
**Note:** Returns less than one year are absolute returns and more than one year compounded returns.

Past performance is not indicative of future performance

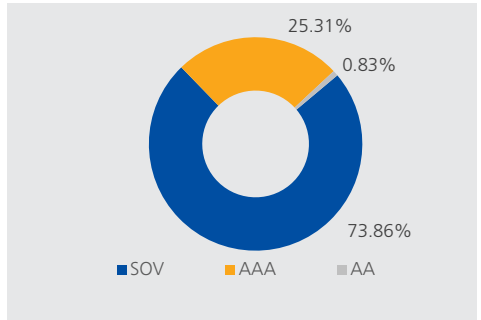
## Portfolio

Name of Instrument	% to AUM
8.025% LICHFL NCD 23.03.2033 TR-432	6.05%
7.59% IREDA NCD 23-02-2034 XV-E	3.35%
7.59% IREDA NCD 26-07-2034 XV-H	3.30%
7.69% LICHFL NCD 06-02-2034	2.85%
7.47% SIDBI NCD 25-11-2025 - SR VII	2.55%
5.70% NABARD 31.07.2025 Series 22D	2.23%
6.43% HDFC BANK NCD 29-09-2025 Y-001	2.06%
6.75% PCHFL NCD 26-09-2031	0.83%
<b>Bonds/Debentures Total</b>	<b>23.21%</b>
GSEC STRIP 19.03.2030	9.67%
GSEC STRIP 19.09.2030	8.44%
7.42% KERALA SDL 20-03-2049	6.79%
7.45% WESTBENGAL SDL 20-03-2042	6.25%
7.25% GOI CG 12-06-2063	4.96%
GSEC STRIP 12.06.2031	4.62%
GSEC STRIP 12.12.2031	4.46%
GSEC STRIP 12.06.2032	4.31%
GSEC STRIP 12.09.2028	4.07%
7.77% HARYANA SDL 10.01.2036	3.27%
7.66% HARYANA SDL 31.01.2036	3.03%
7.30% GOI CG 19-06-2053	2.69%
7.45% MAHARASHTRA SDL 20.03.2038	2.63%
7.42% KARNATKA SDL 28.02.2039	2.12%
7.41% KARNATKA SDL 06.03.2036	1.95%
7.68% KARNATKA SDL 17.01.2039	1.12%
7.37% KARNATKA SDL 13.03.2037	1.04%
7.71% MADHYAPRADESH SDL 24.01.2040	0.96%
7.18% GOI CG 24-07-2037	0.74%
7.71% MAHARASHTRA SDL 08.11.2033	0.07%
<b>Gilts Total</b>	<b>73.19%</b>
<b>Money Market Total</b>	<b>2.70%</b>
<b>Current Assets</b>	<b>0.90%</b>
<b>Total</b>	<b>100.00%</b>

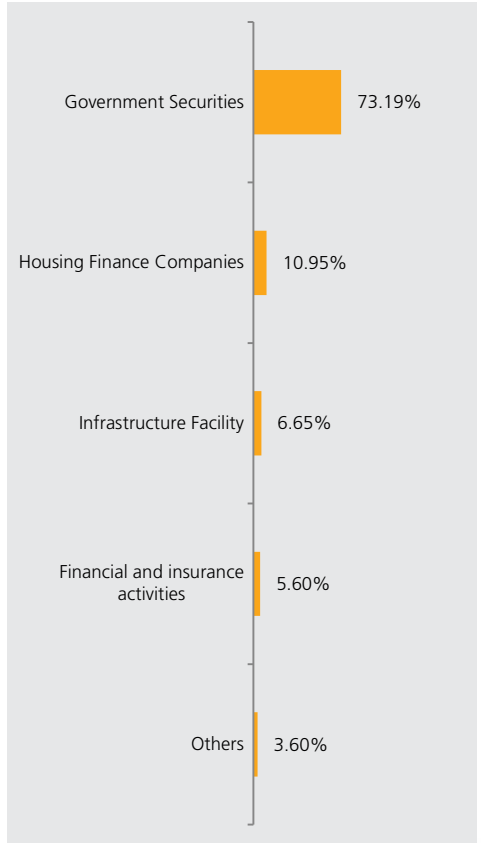
## AUM (in ₹ crs.)



## Rating Profile



## Sector Allocation as per National Industrial Classification 2008



# INVESTMENT INSIGHT

Life Pure Debt Fund 1 (ULIF00909/04/07LPURDEBT01121)

Fund Report as on 31st March 2024

## Investment Objective

The investment objective of the fund is to provide steady investment returns achieved through 100% investment in debt securities, while maintaining moderate probability of negative returns in the short term. The risk appetite is defined as 'moderate'.

## Fund Details

**Fund Manager:** Mr. Rahul Sangle  
**NAV as on 31st March 24:** ₹ 32.2378  
**Inception Date:** 9<sup>th</sup> April 2007  
**Benchmark:** CRISIL Composite Bond Index: 100%  
**AUM as on 31st March 24:** ₹ 24.13 Crs.  
**Modified Duration of Debt Portfolio:** 7.59 years  
**YTM of Debt Portfolio:** 7.40%

## Asset Allocation

	Range (%)	Actual (%)
Equity	00-00	-
Gsec / Debt	00-100	97
MMI / Others	00-100	3

## Returns

Period	Fund Returns	Index Returns
Last 1 Month	0.77%	0.74%
Last 6 Months	4.61%	4.34%
Last 1 Year	7.69%	8.26%
Last 2 Years	5.61%	6.01%
Last 3 Years	5.06%	5.49%
Since Inception	7.13%	7.57%

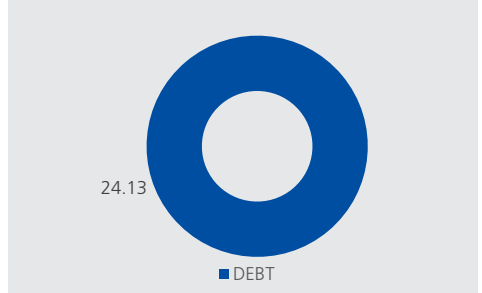
**Note:** Returns less than one year are absolute returns and more than one year compounded returns.

Past performance is not indicative of future performance

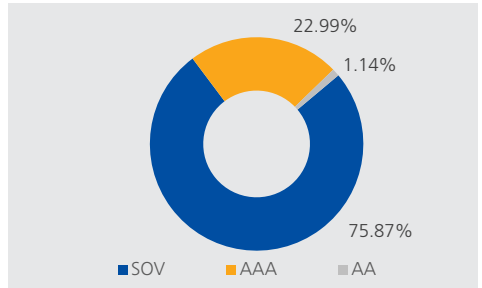
## Portfolio

Name of Instrument	% to AUM
8.025% LICHFL NCD 23.03.2033 TR-432	6.45%
7.59% IREDA NCD 26-07-2034 XV-H	3.35%
7.59% IREDA NCD 23-02-2034 XV-E	3.35%
5.70% NABARD 31.07.2025 Series 22D	3.23%
7.69% LICHFL NCD 06-02-2034	2.53%
6.43% HDFC BANK NCD 29-09-2025 Y-001	2.03%
6.75% PCHFL NCD 26-09-2031	1.14%
<b>Bonds/Debentures Total</b>	<b>22.09%</b>
GSEC STRIP 12.09.2028	11.28%
GSEC STRIP 19.03.2030	10.17%
GSEC STRIP 19.09.2030	8.74%
7.45% WESTBENGAL SDL 20-03-2042	6.35%
GSEC STRIP 12.06.2031	4.77%
GSEC STRIP 12.12.2031	4.61%
GSEC STRIP 12.06.2032	4.45%
7.47% HARYANA SDL 14.02.2036	3.33%
7.77% HARYANA SDL 10.01.2036	3.32%
7.25% GOI CG 12-06-2063	2.93%
7.66% HARYANA SDL 31.01.2036	2.89%
7.30% GOI CG 19-06-2053	2.77%
7.45% MAHARASHTRA SDL 20.03.2038	2.67%
7.42% KARNATKA SDL 28.02.2039	2.19%
7.41% KARNATKA SDL 06.03.2036	1.99%
7.37% KARNATKA SDL 13.03.2037	1.05%
7.42% KERALA SDL 20-03-2049	1.04%
7.18% GOI 14.08.2033	0.84%
<b>Gilts Total</b>	<b>75.41%</b>
<b>Money Market Total</b>	<b>1.89%</b>
<b>Current Assets</b>	<b>0.61%</b>
<b>Total</b>	<b>100.00%</b>

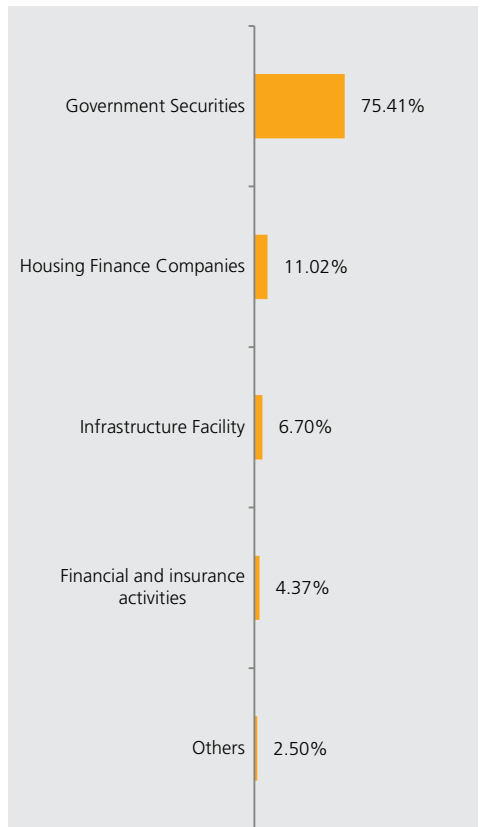
## AUM (in ₹ crs.)



## Rating Profile



## Sector Allocation as per National Industrial Classification 2008



# INVESTMENT INSIGHT

Pension Smart Fund 1 (ULIF06810/09/12PSMARTFU01121)

Fund Report as on 31st March 2024

## Investment Objective

To dynamically manage the allocation between equity & debt instruments so as to provide benefits at least equal to the guaranteed benefit. The Risk appetite for the fund is low.

## Fund Details

**Fund Manager:** Mr. Rahul Sangle  
**NAV as on 31st March 24:** ₹ 20.4057  
**Inception Date:** 26<sup>th</sup> February 2013  
**Benchmark:** N.A  
**AUM as on 31st March 24:** ₹ 64.97 Crs.  
**Modified Duration of Debt Portfolio:**  
 7.87 years  
**YTM of Debt Portfolio:** 7.24%

## Asset Allocation

	Range (%)	Actual (%)
Equity	0-90	-
Gsec / Debt	10-100	95
MMI / Others	0-90	5

## Returns

Period	Fund Returns	Index Returns
Last 1 Month	0.75%	-
Last 6 Months	4.09%	-
Last 1 Year	6.94%	-
Last 2 Years	5.19%	-
Last 3 Years	4.38%	-
Since Inception	6.64%	-

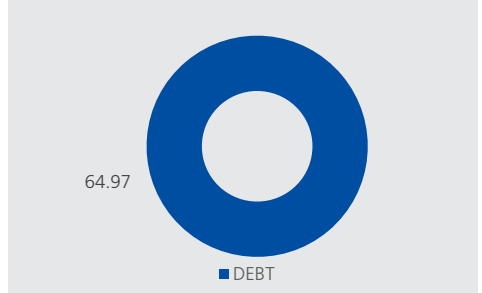
**Note:** Returns less than one year are absolute returns and more than one year compounded returns.

Past performance is not indicative of future performance

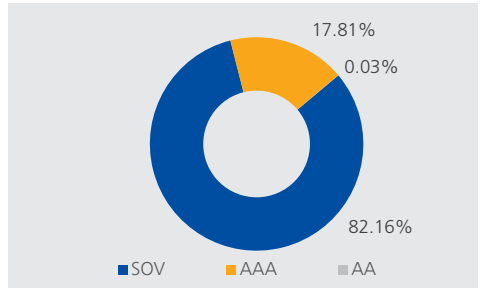
## Portfolio

Name of Instrument	% to AUM
7.69% LICHFL NCD 06-02-2034	3.91%
7.59% IREDA NCD 26-07-2034 XV-H	3.27%
7.59% IREDA NCD 23-02-2034 XV-E	3.27%
5.70% NABARD 31.07.2025 Series 22D	2.85%
6.75% PCHFL NCD 26-09-2031	0.03%
<b>Bonds/Debentures Total</b>	<b>13.33%</b>
7.18% GOI CG 24-07-2037	16.38%
7.26% GOI CG 06-02-2033	10.39%
7.18% GOI 14.08.2033	8.41%
6.54% GOI 17.01.2032	6.31%
7.45% WESTBENGAL SDL 20-03-2042	6.17%
7.42% KERALA SDL 20-03-2049	6.12%
7.25% GOI CG 12-06-2063	4.63%
7.47% HARYANA SDL 14.02.2036	3.25%
7.77% HARYANA SDL 10.01.2036	3.13%
7.45% MAHARASHTRA SDL 20.03.2038	2.60%
7.30% GOI CG 19-06-2053	2.55%
7.66% HARYANA SDL 31.01.2036	2.30%
7.42% KARNATKA SDL 28.02.2039	2.05%
7.41% KARNATKA SDL 06.03.2036	1.90%
GSEC STRIP 12.09.2028	1.87%
7.38% GOI CG 20-06-2027	1.53%
7.37% KARNATKA SDL 13.03.2037	1.02%
7.71% MAHARASHTRA SDL 08.11.2033	0.32%
7.50% GOI CG 10-08-2034	0.24%
7.10% GOI CG 18-04-2029	0.05%
<b>Gilts Total</b>	<b>81.21%</b>
<b>Money Market Total</b>	<b>4.30%</b>
<b>Current Assets</b>	<b>1.15%</b>
<b>Total</b>	<b>100.00%</b>

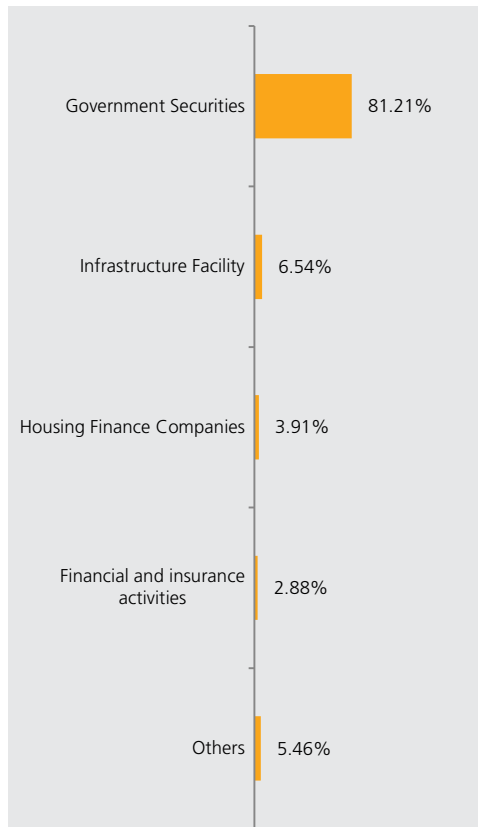
## AUM (in ₹ crs.)



## Rating Profile



## Sector Allocation as per National Industrial Classification 2008



# INVESTMENT INSIGHT

Life Midcap Fund 1 (ULIF02810/06/08LMIDCAPF01121)

Fund Report as on 31st March 2024

## Investment Objective

Provide high rate of return in the long term through high exposure to equity investments in Midcap companies. While recognizing that there is significant probability of negative returns in the short term. The risk appetite is high.

## Fund Details

**Fund Manager:** Mr. Umesh Patel

**NAV as on 31st March 24:** ₹ 71.0814

**Inception Date:** 11<sup>th</sup> June 2008

**Benchmark:** Nifty Midcap 50: 100%

**AUM as on 31st March 24:** ₹ 29.72 Crs.

## Asset Allocation

	Range (%)	Actual (%)
Equity	00-100	88
Gsec / Debt	00-00	-
MMI / Others	00-100	12

## Returns

Period	Fund Returns	Index Returns
Last 1 Month	-0.57%	-1.60%
Last 6 Months	16.61%	16.49%
Last 1 Year	56.70%	59.76%
Last 2 Years	25.30%	28.56%
Last 3 Years	24.90%	25.94%
Since Inception	13.20%	11.79%

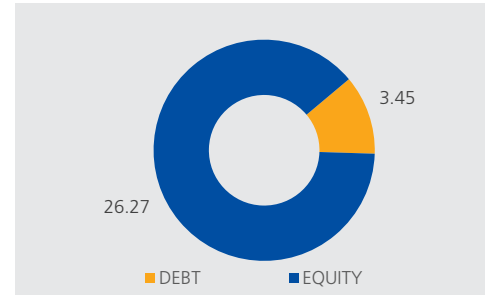
**Note:** Returns less than one year are absolute returns and more than one year compounded returns.

Past performance is not indicative of future performance

## Portfolio

Name of Instrument	% to AUM
THE INDIAN HOTELS CO LTD	4.22%
COFORGE LIMITED	3.44%
KIRLOSKAR CUMMINS	3.40%
ASTRAL LIMITED	3.29%
AUROBINDO PHARMA LIMITED	3.09%
CONTAINER CORPORATION OF INDIA LIMITED	3.04%
HDFC ASSET MANAGEMENT COMPANY LIMITED	2.94%
THE FEDERAL BANK LIMITED	2.90%
PERSISTENT SYSTEMS LIMITED	2.89%
INDUS TOWERS LIMITED	2.89%
TATA COMMUNICATIONS LTD.	2.77%
ALKEM LABORATORIES LIMITED	2.58%
BHARAT FORGE	2.51%
POLYCAB INDIA LIMITED	2.50%
ORACLE FINANCIAL SERVICES SOFTWARE LTD	2.39%
LUPIN LIMITEDFV-2	2.24%
STEEL AUTHORITY OF INDIA LIMITED	2.22%
GODREJ PROPERTIES LIMITED	2.03%
NMDC LIMITED	1.98%
ASHOK LEYLAND LIMITED	1.91%
OBEROI REALTY LIMITED	1.87%
MAHINDRA & MAHINDRA FINANCIAL SERVICES LIMITED	1.84%
ACC LIMITED	1.72%
PETRONET LNG LIMITED	1.71%
MAX FINANCIAL SERVICES LIMITED	1.58%
BALKRISHNA INDUSTRIES LIMITED	1.56%
POWER FINANCE CORPORATION LTD	1.52%
GUJARAT GAS LIMITED	1.51%
RURAL ELECTRIFICATION CORPORATION LTD	1.51%
VOLTAS LTD	1.51%
HINDUSTAN PETROLEUM CORPORATION LIMITED	1.33%
MANKIND PHARMA LIMITED	1.29%
L&T TECHNOLOGY SERVICES LIMITED	1.05%
SANOBI INDIA LIMITED	1.05%
UNITED BREWERIES LIMITED	1.02%
GAS AUTHORITY OF INDIA LTD.	1.02%
SBFC FINANCE LIMITED	0.94%
BHARAT HEAVY ELECTRICALS LTD.FV-2	0.80%
AARTI INDUSTRIES LIMITED	0.78%
ESCORTS KUBOTA LIMITED	0.78%
ZOMATO LIMITED	0.78%
UNION BANK OF INDIA	0.77%
PUNJAB NATIONAL BANK	0.75%
SHRIRAM FINANCE LIMITED	0.73%
GUJARAT FLUOROCHEMICALS LIMITED	0.70%
HINDUSTAN AERONAUTICS LIMITED	0.60%
DALMIA BHARAT LIMITED	0.56%
TRENT LTD	0.53%
KARUR VYSYA BANK LIMITED	0.51%
RBL BANK LIMITED	0.49%
MPHASIS LIMITED	0.37%
<b>Equity Total</b>	<b>88.39%</b>
<b>Money Market Total</b>	<b>4.81%</b>
<b>Current Assets</b>	<b>6.80%</b>
<b>Total</b>	<b>100.00%</b>

## AUM (in ₹ crs.)



## Sector Allocation as per National Industrial Classification 2008



# INVESTMENT INSIGHT

Life Midcap Fund 2 (ULIF04501/01/10LMIDCAPF02121)

Fund Report as on 31st March 2024

## Investment Objective

Provide high rate of return in the long term through high exposure to equity investments in Midcap companies. While recognizing that there is significant probability of negative returns in the short term. The risk appetite is high.

## Fund Details

**Fund Manager:** Mr. Umesh Patel

**NAV as on 31st March 24:** ₹ 65.8178

**Inception Date:** 11<sup>th</sup> January 2010

**Benchmark:** Nifty Midcap 50: 100%

**AUM as on 31st March 24:** ₹ 61.23 Crs.

## Asset Allocation

	Range (%)	Actual (%)
Equity	00-100	87
Gsec / Debt	00-00	-
MMI / Others	00-100	13

## Returns

Period	Fund Returns	Index Returns
Last 1 Month	-0.57%	-1.60%
Last 6 Months	16.28%	16.49%
Last 1 Year	55.80%	59.76%
Last 2 Years	25.27%	28.56%
Last 3 Years	25.40%	25.94%
Since Inception	14.16%	11.82%

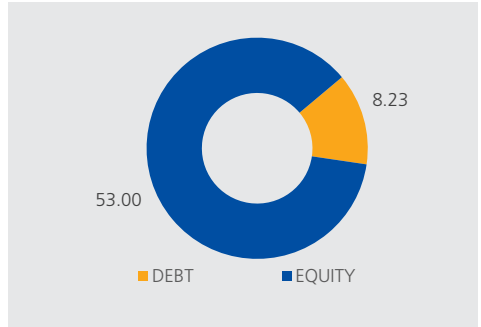
**Note:** Returns less than one year are absolute returns and more than one year compounded returns.

Past performance is not indicative of future performance

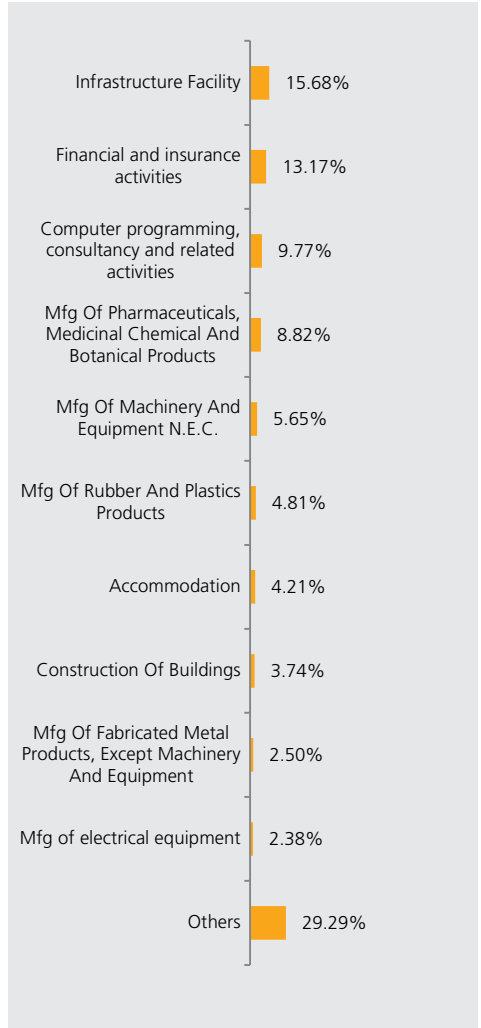
## Portfolio

Name of Instrument	% to AUM
THE INDIAN HOTELS CO LTD	4.21%
KIRLOSKAR CUMMINS	3.37%
COFORGE LIMITED	3.34%
ASTRAL LIMITED	3.26%
AUROBINDO PHARMA LIMITED	3.09%
CONTAINER CORPORATION OF INDIA LIMITED	3.04%
HDFC ASSET MANAGEMENT COMPANY LIMITED	2.86%
THE FEDERAL BANK LIMITED	2.79%
PERSISTENT SYSTEMS LIMITED	2.75%
INDUS TOWERS LIMITED	2.75%
TATA COMMUNICATIONS LTD.	2.71%
BHARAT FORGE	2.50%
ALKEM LABORATORIES LIMITED	2.47%
POLYCAB INDIA LIMITED	2.38%
ORACLE FINANCIAL SERVICES SOFTWARE LTD	2.31%
LUPIN LIMITEDFV-2	2.22%
STEEL AUTHORITY OF INDIA LIMITED	2.16%
GODREJ PROPERTIES LIMITED	2.03%
NMDC LIMITED	1.92%
ASHOK LEYLAND LIMITED	1.90%
MAHINDRA & MAHINDRA FINANCIAL SERVICES LIMITED	1.80%
OBEROI REALTY LIMITED	1.71%
PETRONET LNG LIMITED	1.69%
ACC LIMITED	1.65%
MAX FINANCIAL SERVICES LIMITED	1.56%
BALKRISHNA INDUSTRIES LIMITED	1.55%
POWER FINANCE CORPORATION LTD	1.51%
RURAL ELECTRIFICATION CORPORATION LTD	1.51%
VOLTAS LTD	1.51%
GUJARAT GAS LIMITED	1.46%
HINDUSTAN PETROLEUM CORPORATION LIMITED	1.28%
MANKIND PHARMA LIMITED	1.28%
SANOFI INDIA LIMITED	1.05%
UNITED BREWERIES LIMITED	1.02%
GAS AUTHORITY OF INDIA LTD.	1.01%
L&T TECHNOLOGY SERVICES LIMITED	1.00%
SBFC FINANCE LIMITED	0.92%
BHARAT HEAVY ELECTRICALS LTD.FV-2	0.80%
AARTI INDUSTRIES LIMITED	0.78%
ZOMATO LIMITED	0.77%
ESCORTS KUBOTA LIMITED	0.77%
UNION BANK OF INDIA	0.76%
PUNJAB NATIONAL BANK	0.75%
SHRIRAM FINANCE LIMITED	0.73%
GUJARAT FLUOROCHEMICALS LIMITED	0.70%
DALMIA BHARAT LIMITED	0.55%
HINDUSTAN AERONAUTICS LIMITED	0.52%
TRENT LTD	0.51%
KARUR VYSYA BANK LIMITED	0.50%
RBL BANK LIMITED	0.49%
MPHASIS LIMITED	0.36%
<b>Equity Total</b>	<b>86.56%</b>
<b>Money Market Total</b>	<b>7.07%</b>
<b>Current Assets</b>	<b>6.37%</b>
<b>Total</b>	<b>100.00%</b>

## AUM (in ₹ crs.)



## Sector Allocation as per National Industrial Classification 2008



# INVESTMENT INSIGHT

Life Gilt Fund 1 (ULIF02610/06/08LGILTFUN01121)

Fund Report as on 31st March 2024

## Investment Objective

Provide returns that exceed the inflation rate, without taking any credit risk (sovereign risk only) and maintaining a low probability of negative return in the short term. The risk appetite is 'low to moderate'.

## Fund Details

**Fund Manager:** Mr. Rahul Sangle  
**NAV as on 31st March 24:** ₹ 28.0989  
**Inception Date:** 11<sup>th</sup> June 2008  
**Benchmark:** CRISIL Dynamic Gilt Index  
**AUM as on 31st March 24:** ₹ 38.78 Crs.  
**Modified Duration of Debt Portfolio:**  
 10.54 years  
**YTM of Debt Portfolio:** 7.24%

## Asset Allocation

	Range (%)	Actual (%)
Equity	00-00	-
Gsec / Debt	00-100	98
MMI / Others	00-100	2

## Returns

Period	Fund Returns	Index Returns
Last 1 Month	0.71%	0.74%
Last 6 Months	5.00%	4.97%
Last 1 Year	7.98%	8.63%
Last 2 Years	6.00%	6.43%
Last 3 Years	4.97%	5.67%
Since Inception	6.75%	8.07%

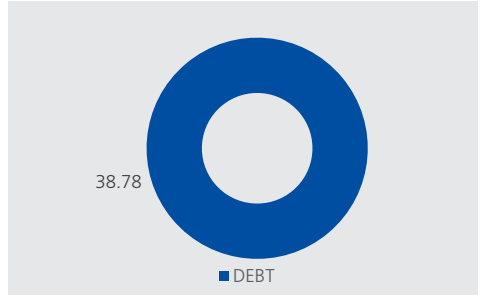
**Note:** Returns less than one year are absolute returns and more than one year compounded returns.

Past performance is not indicative of future performance

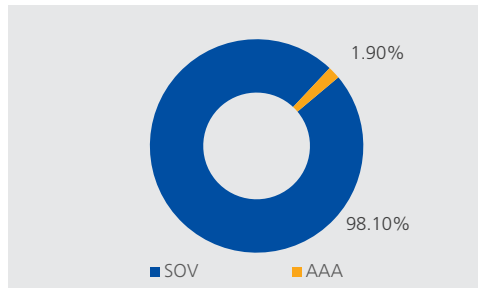
## Portfolio

Name of Instrument	% to AUM
7.30% GOI CG 19-06-2053	19.54%
7.25% GOI CG 12-06-2063	9.58%
GSEC STRIP 19.09.2030	9.25%
GSEC STRIP 19.12.2028	7.51%
7.45% WESTBENGAL SDL 20-03-2042	6.36%
GSEC STRIP 19.03.2030	6.36%
7.42% KERALA SDL 20-03-2049	6.32%
GSEC STRIP 12.06.2031	5.04%
GSEC STRIP 12.12.2031	4.87%
GSEC STRIP 12.06.2032	4.70%
7.77% HARYANA SDL 10.01.2036	3.48%
7.66% HARYANA SDL 31.01.2036	3.07%
7.45% MAHARASHTRA SDL 20.03.2038	2.68%
7.42% KARNATKA SDL 28.02.2039	2.19%
7.18% GOI CG 24-07-2037	2.12%
7.41% KARNATKA SDL 06.03.2036	2.00%
7.37% KARNATKA SDL 13.03.2037	1.06%
7.38% GOI CG 20-06-2027	0.81%
7.71% MAHARASHTRA SDL 08.11.2033	0.40%
6.54% GOI 17.01.2032	0.21%
<b>Gilts Total</b>	<b>97.56%</b>
<b>Money Market Total</b>	<b>1.89%</b>
<b>Current Assets</b>	<b>0.55%</b>
<b>Total</b>	<b>100.00%</b>

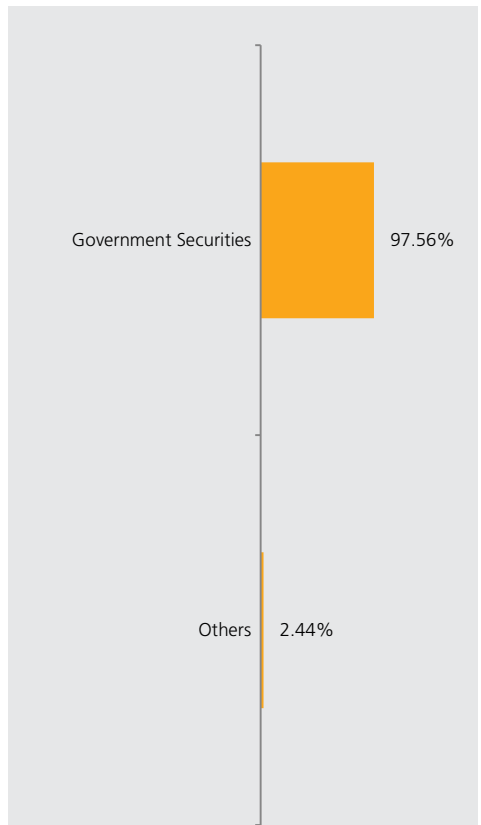
## AUM (in ₹ crs.)



## Rating Profile



## Sector Allocation as per National Industrial Classification 2008





# INVESTMENT INSIGHT

Life Money Market Fund 1 (ULIF02910/06/08LMONMRKT01121)

Fund Report as on 31st March 2024

## Investment Objective

Maintain the capital value of all contributions (net of charges) and all interest additions, at all times. The risk appetite is 'low'.

## Fund Details

**Fund Manager:** Mr. Rahul Sangle  
**NAV as on 31st March 24:** ₹ 24.5731  
**Inception Date:** 11<sup>th</sup> June 2008  
**Benchmark:** CRISIL 91 day T Bill Index  
**AUM as on 31st March 24:** ₹ 127.29 Crs.  
**Modified Duration of Debt Portfolio:**  
 0.60 years  
**YTM of Debt Portfolio:** 7.09%

## Asset Allocation

	Range (%)	Actual (%)
Equity	00-00	-
Gsec / Debt	00-100	-
MMI / Others	00-100	100

## Returns

Period	Fund Returns	Index Returns
Last 1 Month	0.48%	0.57%
Last 6 Months	2.86%	3.59%
Last 1 Year	5.80%	7.22%
Last 2 Years	4.94%	6.36%
Last 3 Years	4.03%	5.47%
Since Inception	5.85%	6.75%

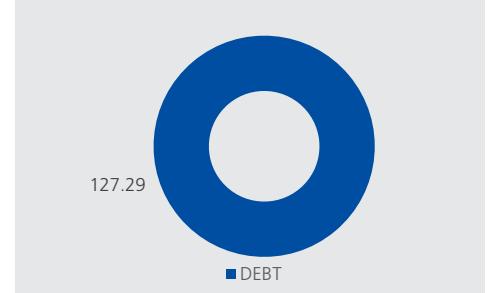
**Note:** Returns less than one year are absolute returns and more than one year compounded returns.

Past performance is not indicative of future performance

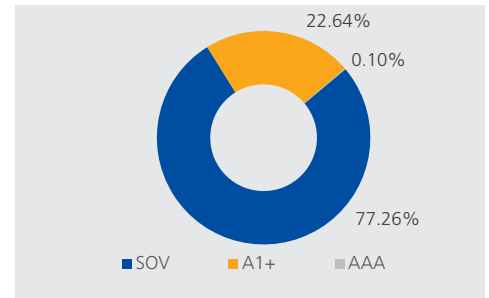
## Portfolio

Name of Instrument	% to AUM
Money Market Total	96.68%
Current Assets	3.32%
Total	100.00%

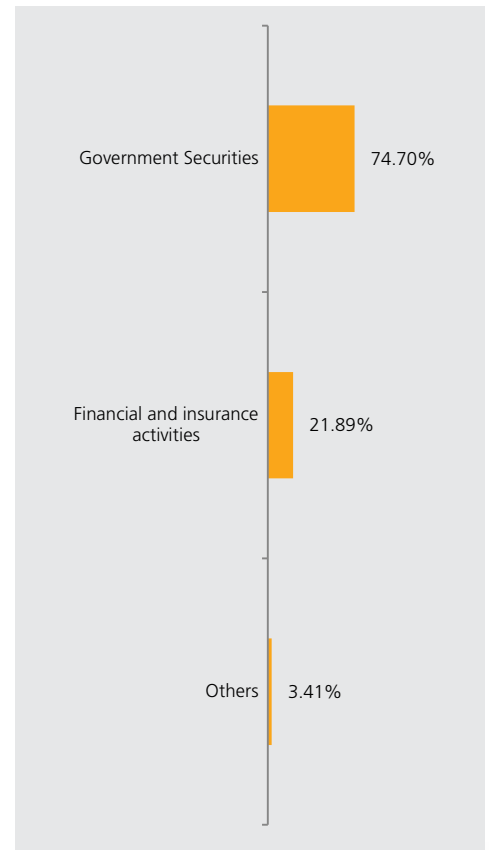
## AUM (in ₹ crs.)



## Rating Profile



## Sector Allocation as per National Industrial Classification 2008



# INVESTMENT INSIGHT

Life Equity Fund 1 (ULIF00328/07/04LEQUITYF01121)

Fund Report as on 31st March 2024

## Investment Objective

Provide high real rate of return in the long term through high exposure to equity investments, while recognizing that there is significant probability of negative returns in the short term. The risk appetite is 'high'.

## Fund Details

**Fund Manager:** Mr. Jagdish Bhanushali

**NAV as on 31st March 24:** ₹ 123.0790

**Inception Date:** 9<sup>th</sup> August 2004

**Benchmark:** Nifty 50 Index

**AUM as on 31st March 24:** ₹ 75.32 Crs.

## Asset Allocation

	Range (%)	Actual (%)
Equity	00-100	97
Gsec / Debt	00-100	-
MMI / Others	00-100	3

## Returns

Period	Fund Returns	Index Returns
Last 1 Month	1.35%	1.57%
Last 6 Months	14.85%	13.69%
Last 1 Year	29.92%	28.61%
Last 2 Years	13.65%	13.07%
Last 3 Years	15.30%	14.97%
Since Inception	13.62%	14.20%

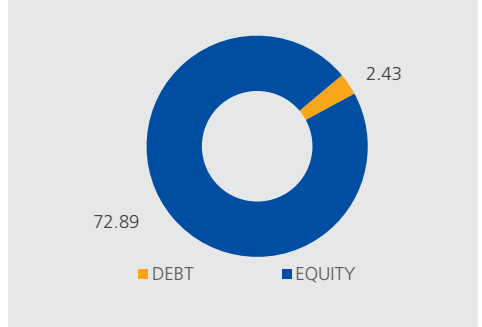
**Note:** Returns less than one year are absolute returns and more than one year compounded returns.

Past performance is not indicative of future performance

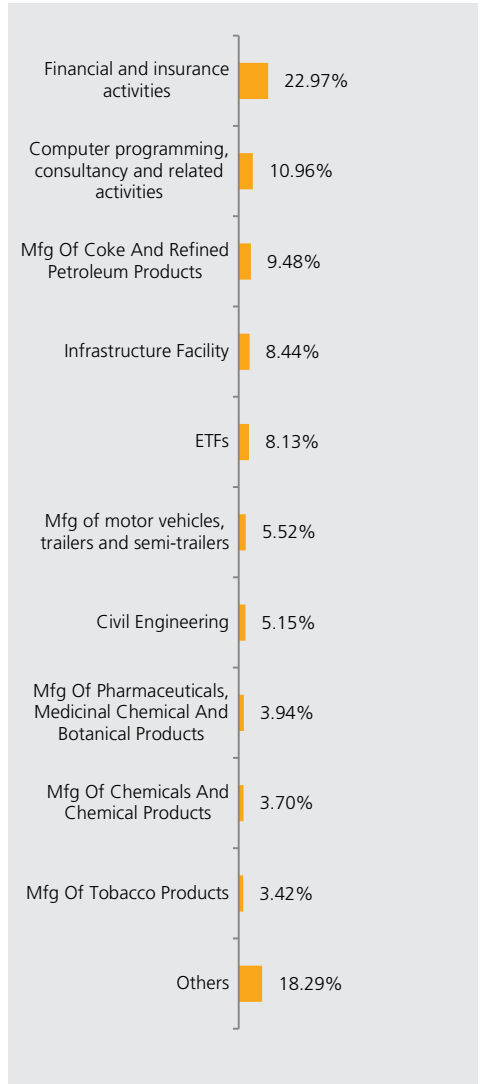
## Portfolio

Name of Instrument	% to AUM
RELIANCE INDUSTRIES LTD.	9.11%
HDFC BANK LTD.FV-2	5.98%
ICICI BANK LTD.FV-2	5.61%
LARSEN&TUBRO	4.74%
INFOSYS LIMITED	4.44%
TATA CONSULTANCY SERVICES LTD.	3.91%
ITC - FV 1	3.42%
BHARTI AIRTEL LIMITED	2.99%
KOTAK MAHINDRA BANK LIMITED.FV5	2.27%
SUN PHARMACEUTICAL INDUSTRIES LTD.FV-1	2.26%
NTPC LIMITED	2.17%
MAHINDRA & MAHINDRA LTD.-FV5	2.03%
MARUTI UDYOG LTD.	1.93%
TATA MOTORS LTD.FV-2	1.56%
STATE BANK OF INDIAFV-1	1.53%
INDUSIND BANK LIMITED	1.48%
HINDUSTAN LEVER LTD.	1.46%
HCL TECHNOLOGIES LIMITED	1.34%
HERO MOTOCORP LIMITED	1.10%
TITAN COMPANY LIMITED	1.09%
BAJAJ AUTO LTD	0.99%
SHRIRAM FINANCE LIMITED	0.99%
ONGCFV-5	0.94%
NESTLE INDIA LIMITED	0.93%
HINDALCO INDUSTRIES LTD FV RE 1	0.82%
COAL INDIA LIMITED	0.79%
TATA IRON & STEEL COMPANY LTD	0.77%
ZYDUS LIFESCIENCES LIMITED	0.76%
GUJARAT GAS LIMITED	0.76%
GAS AUTHORITY OF INDIA LTD.	0.75%
APOLLO HOSPITALS ENTERPRISE LIMITED	0.75%
TATA CONSUMER PRODUCTS LIMITED	0.75%
ULTRATECH CEMCO LTD	0.70%
POWER GRID CORP OF INDIA LTD	0.67%
BAJAJ FINSERV LIMITED	0.65%
GRASIM INDUSTRIES LTD.	0.65%
MANKIND PHARMA LIMITED	0.62%
INDUS TOWERS LIMITED	0.59%
PIDILITE INDUSTRIES LIMITED	0.57%
BAJAJ FINANCE LIMITED	0.56%
UNION BANK OF INDIA	0.53%
AUROBINDO PHARMA LIMITED	0.53%
SUPREME INDUSTRIES LIMITED	0.53%
HDFC STANDARD LIFE INSURANCE COMPANY LIMITED	0.53%
BANK OF INDIA	0.53%
AARTI INDUSTRIES LIMITED	0.51%
BHARAT FORGE	0.51%
POWER FINANCE CORPORATION LTD	0.51%
VOLTAS LTD	0.51%
GODREJ CONSUMER PRODUCTS LIMITED	0.50%
AXIS BANK LIMITEDFV-2	0.50%
ESCORTS KUBOTA LIMITED	0.50%
PUNJAB NATIONAL BANK	0.50%
ASTRAL LIMITED	0.49%
BRITANNIA INDUSTRIES LTD	0.49%
DEVYANI INTERNATIONAL LIMITED	0.48%
SBFC FINANCE LIMITED	0.48%
JUBILANT FOODWORKS LIMITED	0.48%
RBL BANK LIMITED	0.47%
TECH MAHINDRA LIMITEDFV-5	0.45%
MPHASIS LIMITED	0.45%
VARUN BEVERAGES LIMITED	0.43%
UNITED BREWERIES LIMITED	0.41%
BHARAT HEAVY ELECTRICALS LTD.FV-2	0.41%
SANOBI INDIA LIMITED	0.39%
MAHINDRA & MAHINDRA FINANCIAL SERVICES LIMITED	0.39%
LTIMINDTREE LIMITED	0.38%
BHARAT PETROLEUM CORP. LTD.	0.37%
GRASIM INDUSTRIES LTD - PARTLY PAID	0.01%
<b>Equity Total</b>	<b>88.64%</b>
KOTAK NIFTY BANK ETF	1.43%
SBI-ETF Nifty Bank	1.36%
Nippon India ETF Bank Bees	1.26%
HDFC MUTUAL FUND - HDFC BANKING ETF	1.11%
UTI NIFTY BANK ETF	1.01%
ICICI PRUDENTIAL BANK ETF NIFTY BANK INDEX	1.00%
ADITYA BIRLA SUN LIFE NIFTY BANK ETF	0.97%
<b>ETFs</b>	<b>8.13%</b>
<b>Money Market Total</b>	<b>2.88%</b>
<b>Current Assets</b>	<b>0.34%</b>
<b>Total</b>	<b>100.00%</b>

## AUM (in ₹ crs.)



## Sector Allocation as per National Industrial Classification 2008



# INVESTMENT INSIGHT

Pension Equity Fund 1 (ULIF00601/11/06PEQUITYF01121)

Fund Report as on 31st March 2024

## Investment Objective

Provide high real rate of return in the long term through high exposure to equity investments, while recognizing that there is significant probability of negative returns in the short term. The risk appetite is 'high'.

## Fund Details

**Fund Manager:** Mr. Umesh Patel

**NAV as on 31st March 24:** ₹ 62.0270

**Inception Date:** 12<sup>th</sup> March 2007

**Benchmark:** Nifty 50 Index

**AUM as on 31st March 24:** ₹ 33.72 Crs.

## Asset Allocation

	Range (%)	Actual (%)
Equity	00-100	96
Gsec / Debt	00-100	-
MMI / Others	00-100	4

## Returns

Period	Fund Returns	Index Returns
Last 1 Month	1.47%	1.57%
Last 6 Months	16.41%	13.69%
Last 1 Year	33.11%	28.61%
Last 2 Years	14.74%	13.07%
Last 3 Years	15.92%	14.97%
Since Inception	11.29%	11.05%

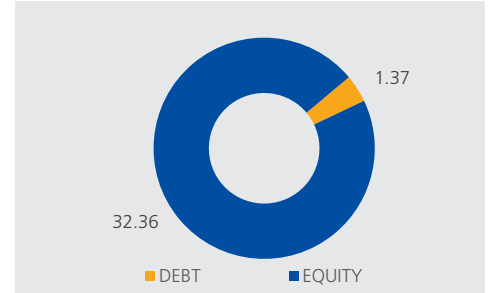
**Note:** Returns less than one year are absolute returns and more than one year compounded returns.

Past performance is not indicative of future performance

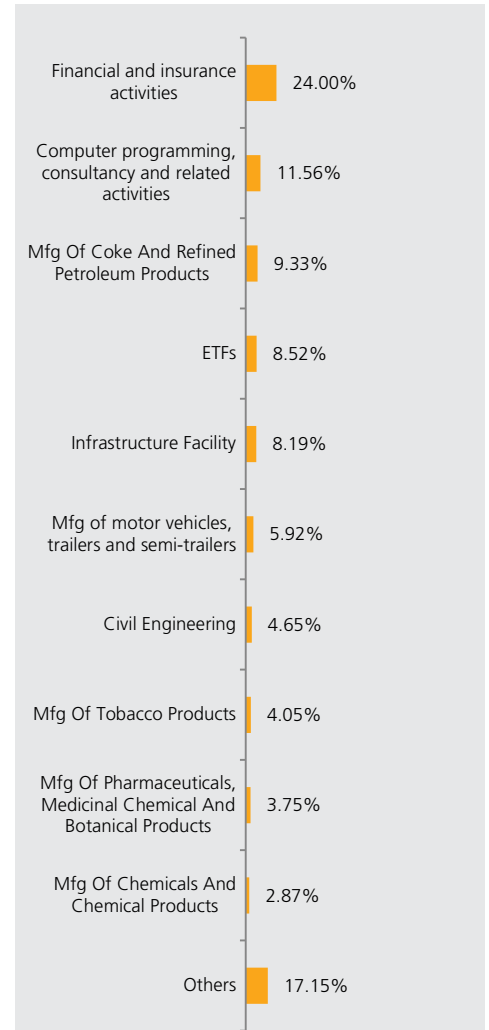
## Portfolio

Name of Instrument	% to AUM
RELIANCE INDUSTRIES LTD.	8.98%
ICICI BANK LTD.FV-2	5.96%
HDFC BANK LTD.FV-2	5.95%
INFOSYS LIMITED	4.37%
LARSEN&TUBRO	4.16%
TATA CONSULTANCY SERVICES LTD.	4.13%
ITC - FV 1	4.05%
BHARTI AIRTEL LIMITED	2.78%
SUN PHARMACEUTICAL INDUSTRIES LTD.FV-1	2.23%
NTPC LIMITED	2.11%
KOTAK MAHINDRA BANK LIMITED_FV5	2.10%
MARUTI UDYOG LTD.	2.02%
MAHINDRA & MAHINDRA LTD.-FV5	2.01%
HINDUSTAN LEVER LTD.	1.49%
TATA MOTORS LTD.FV-2	1.39%
INDUSIND BANK LIMITED	1.37%
HERO MOTOCORP LIMITED	1.33%
STATE BANK OF INDIAFV-1	1.22%
TATA IRON & STEEL COMPANY LTD	1.22%
HCL TECHNOLOGIES LIMITED	1.19%
TITAN COMPANY LIMITED	1.06%
TATA CONSUMER PRODUCTS LIMITED	1.03%
GAS AUTHORITY OF INDIA LTD.	0.99%
SHRIRAM FINANCE LIMITED	0.98%
INDUS TOWERS LIMITED	0.91%
MANKIND PHARMA LIMITED	0.89%
HINDALCO INDUSTRIES LTD FV RE 1	0.87%
UNION BANK OF INDIA	0.85%
POWER GRID CORP OF INDIA LTD	0.84%
ONGCFV-5	0.80%
AMBUJA CEMENTS LIMITED	0.77%
NESTLE INDIA LIMITED	0.77%
AARTI INDUSTRIES LIMITED	0.76%
AUROBINDO PHARMA LIMITED	0.76%
ZYDUS LIFESCIENCES LIMITED	0.76%
BAJAJ AUTO LTD	0.75%
PUNJAB NATIONAL BANK	0.75%
VARUN BEVERAGES LIMITED	0.74%
WIPRO	0.74%
COAL INDIA LIMITED	0.74%
BAJAJ FINSERV LIMITED	0.72%
HDFC STANDARD LIFE INSURANCE COMPANY LIMITED	0.65%
GRASIM INDUSTRIES LTD.	0.60%
SIEMENS LIMITED	0.59%
GUJARAT GAS LIMITED	0.56%
STEEL AUTHORITY OF INDIA LIMITED	0.54%
BAJAJ FINANCE LIMITED	0.54%
JIO FINANCIAL SERVICES LIMITED	0.52%
VOLTAS LTD	0.52%
KARUR VYSYA BANK LIMITED	0.51%
MOTHERSON SUMI WIRING INDIA LIMITED	0.50%
BANK OF INDIA	0.50%
ULTRATECH CEMCO LTD	0.50%
AXIS BANK LIMITEDFV-2	0.49%
BHARAT HEAVY ELECTRICALS LTD.FV-2	0.49%
RBL BANK LIMITED	0.45%
TECH MAHINDRA LIMITEDFV-5	0.45%
MPHASIS LIMITED	0.45%
SBFC FINANCE LIMITED	0.44%
INDIAN OIL CORPORATION LIMITED	0.35%
LTIMINDTREE LIMITED	0.24%
GRASIM INDUSTRIES LTD - PARTLY PAID	0.01%
<b>Equity Total</b>	<b>87.44%</b>
HDFC MUTUAL FUND - HDFC BANKING ETF	1.48%
Nippon India ETF Bank Bees	1.41%
SBI-ETF Nifty Bank	1.40%
ADITYA BIRLA SUN LIFE NIFTY BANK ETF	1.39%
KOTAK NIFTY BANK ETF	1.30%
UTI NIFTY BANK ETF	0.90%
ICICI PRUDENTIAL BANK ETF NIFTY BANK INDEX	0.63%
<b>ETFs</b>	<b>8.52%</b>
<b>Money Market Total</b>	<b>4.09%</b>
<b>Current Assets</b>	<b>-0.04%</b>
<b>Total</b>	<b>100.00%</b>

## AUM (in ₹ crs.)



## Sector Allocation as per National Industrial Classification 2008



# INVESTMENT INSIGHT

Pension Equity Fund 2 (ULIF03204/12/08PEQUITYF02121)

Fund Report as on 31st March 2024

## Investment Objective

Provide high real rate of return in the long term through high exposure to equity investments, while recognizing that there is significant probability of negative returns in the short term. The risk appetite is 'high'.

## Fund Details

**Fund Manager:** Mr. Umesh Patel

**NAV as on 31st March 24:** ₹ 54.8997

**Inception Date:** 28<sup>th</sup> May, 2007

**Benchmark:** Nifty 50 Index

**AUM as on 31st March 24:** ₹ 57.48 Crs.

## Asset Allocation

	Range (%)	Actual (%)
Equity	00-100	97
Gsec / Debt	00-100	-
MMI / Others	00-100	3

## Returns

Period	Fund Returns	Index Returns
Last 1 Month	1.50%	1.57%
Last 6 Months	16.59%	13.69%
Last 1 Year	33.07%	28.61%
Last 2 Years	14.88%	13.07%
Last 3 Years	16.06%	14.97%
Since Inception	10.63%	10.33%

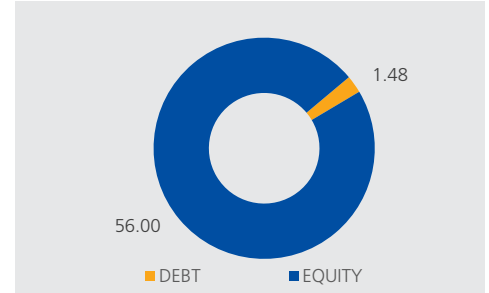
**Note:** Returns less than one year are absolute returns and more than one year compounded returns.

Past performance is not indicative of future performance

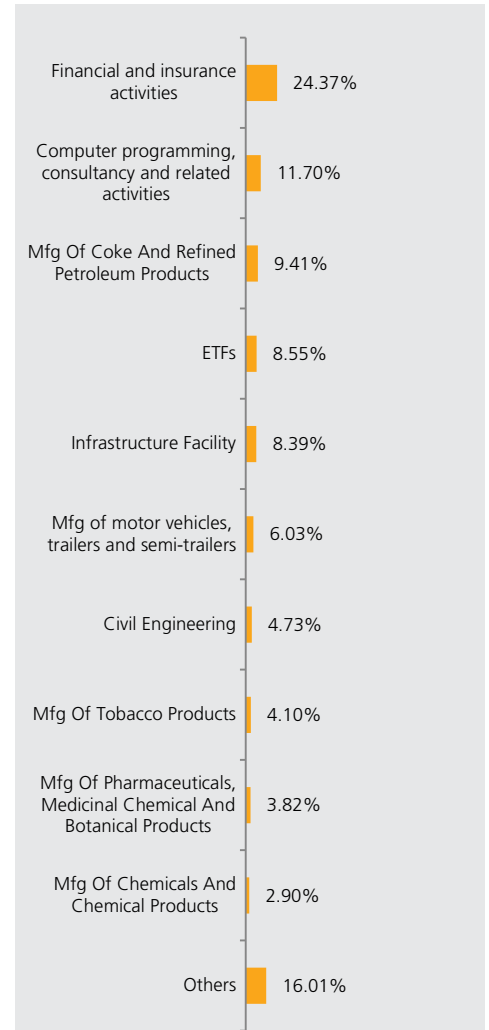
## Portfolio

Name of Instrument	% to AUM
RELIANCE INDUSTRIES LTD.	9.04%
ICICI BANK LTD.FV-2	6.06%
HDFC BANK LTD.FV-2	5.99%
INFOSYS LIMITED	4.40%
LARSEN&TUBRO	4.23%
TATA CONSULTANCY SERVICES LTD.	4.18%
ITC - FV 1	4.10%
BHARTI AIRTEL LIMITED	2.82%
SUN PHARMACEUTICAL INDUSTRIES LTD.FV-1	2.27%
NTPC LIMITED	2.17%
KOTAK MAHINDRA BANK LIMITED_FV5	2.14%
MARUTI UDYOG LTD.	2.08%
MAHINDRA & MAHINDRA LTD.-FV5	2.04%
HINDUSTAN LEVER LTD.	1.50%
TATA MOTORS LTD.FV-2	1.40%
INDUSIND BANK LIMITED	1.38%
HERO MOTOCORP LIMITED	1.37%
TATA IRON & STEEL COMPANY LTD	1.25%
STATE BANK OF INDIAFV-1	1.24%
HCL TECHNOLOGIES LIMITED	1.20%
TITAN COMPANY LIMITED	1.13%
TATA CONSUMER PRODUCTS LIMITED	1.06%
GAS AUTHORITY OF INDIA LTD.	1.01%
SHRIRAM FINANCE LIMITED	0.99%
INDUS TOWERS LIMITED	0.92%
MANKIND PHARMA LIMITED	0.91%
POWER GRID CORP OF INDIA LTD	0.89%
HINDALCO INDUSTRIES LTD FV RE 1	0.88%
UNION BANK OF INDIA	0.86%
ONGCFV-5	0.81%
AUROBINDO PHARMA LIMITED	0.79%
AMBUJA CEMENTS LIMITED	0.78%
NESTLE INDIA LIMITED	0.78%
AARTI INDUSTRIES LIMITED	0.77%
ZYDUS LIFESCIENCES LIMITED	0.77%
BAJAJ AUTO LTD	0.77%
WIPRO	0.76%
PUNJAB NATIONAL BANK	0.76%
VARUN BEVERAGES LIMITED	0.74%
COAL INDIA LIMITED	0.74%
BAJAJ FINSERV LIMITED	0.74%
HDFC STANDARD LIFE INSURANCE COMPANY LIMITED	0.66%
GRASIM INDUSTRIES LTD.	0.61%
SIEMENS LIMITED	0.60%
GUJARAT GAS LIMITED	0.58%
BAJAJ FINANCE LIMITED	0.55%
STEEL AUTHORITY OF INDIA LIMITED	0.55%
JIO FINANCIAL SERVICES LIMITED	0.54%
VOLTAS LTD	0.53%
BANK OF INDIA	0.52%
KARUR VYSYA BANK LIMITED	0.52%
MOTHERSON SUMI WIRING INDIA LIMITED	0.51%
ULTRATECH CEMCO LTD	0.51%
AXIS BANK LIMITEDFV-2	0.50%
BHARAT HEAVY ELECTRICALS LTD.FV-2	0.50%
TECH MAHINDRA LIMITEDFV-5	0.47%
RBL BANK LIMITED	0.46%
MPHASIS LIMITED	0.45%
SBFC FINANCE LIMITED	0.45%
INDIAN OIL CORPORATION LIMITED	0.36%
LTIMINDTREE LIMITED	0.25%
GRASIM INDUSTRIES LTD - PARTLY PAID	0.02%
<b>Equity Total</b>	<b>88.87%</b>
SBI-ETF Nifty Bank	1.35%
Nippon India ETF Bank Bees	1.35%
UTI NIFTY BANK ETF	1.32%
KOTAK NIFTY BANK ETF	1.32%
HDFC MUTUAL FUND - HDFC BANKING ETF	1.32%
ADITYA BIRLA SUN LIFE NIFTY BANK ETF	1.32%
ICICI PRUDENTIAL BANK ETF NIFTY BANK INDEX	0.58%
<b>ETFs</b>	<b>8.55%</b>
<b>Money Market Total</b>	<b>2.76%</b>
<b>Current Assets</b>	<b>-0.18%</b>
<b>Total</b>	<b>100.00%</b>

## AUM (in ₹ crs.)



## Sector Allocation as per National Industrial Classification 2008



# INVESTMENT INSIGHT

## Pension Equity Fund 3 (ULIF04901/01/10PEQUITYF03121)

Fund Report as on 31st March 2024

### Investment Objective

Provide high real rate of return in the long term through high exposure to equity investments, while recognizing that there is significant probability of negative returns in the short term. The risk appetite is 'high'.

### Fund Details

**Fund Manager:** Mr. Umesh Patel

**NAV as on 31st March 24:** ₹ 46.4132

**Inception Date:** 11<sup>th</sup> January 2010

**Benchmark:** Nifty 50 Index

**AUM as on 31st March 24:** ₹ 24.00 Crs.

### Asset Allocation

	Range (%)	Actual (%)
Equity	00-100	94
Gsec / Debt	00-100	-
MMI / Others	00-100	6

### Returns

Period	Fund Returns	Index Returns
Last 1 Month	1.53%	1.57%
Last 6 Months	16.56%	13.69%
Last 1 Year	33.50%	28.61%
Last 2 Years	15.08%	13.07%
Last 3 Years	16.22%	14.97%
Since Inception	11.39%	10.71%

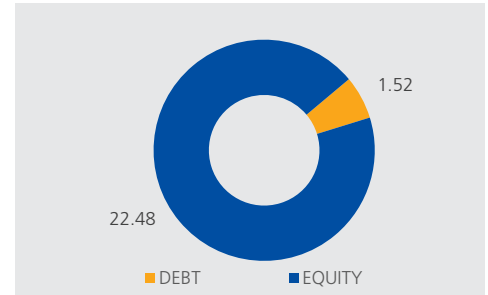
**Note:** Returns less than one year are absolute returns and more than one year compounded returns.

Past performance is not indicative of future performance

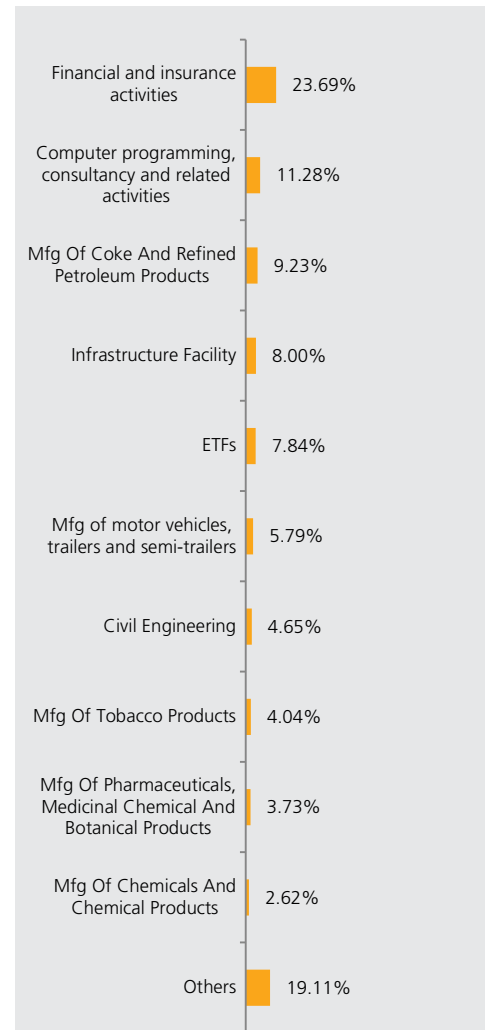
### Portfolio

Name of Instrument	% to AUM
RELIANCE INDUSTRIES LTD.	8.90%
HDFC BANK LTD.FV-2	5.96%
ICICI BANK LTD.FV-2	5.82%
INFOSYS LIMITED	4.21%
LARSEN&TUBRO	4.17%
TATA CONSULTANCY SERVICES LTD.	4.05%
ITC - FV 1	4.04%
BHARTI AIRTEL LIMITED	2.77%
SUN PHARMACEUTICAL INDUSTRIES LTD.FV-1	2.24%
KOTAK MAHINDRA BANK LIMITED_FV5	2.06%
NTPC LIMITED	2.05%
MAHINDRA & MAHINDRA LTD.-FV5	1.96%
MARUTI UDYOG LTD.	1.94%
TATA MOTORS LTD.FV-2	1.39%
INDUSIND BANK LIMITED	1.37%
HERO MOTOCORP LIMITED	1.30%
HINDUSTAN LEVER LTD.	1.24%
STATE BANK OF INDIAFV-1	1.22%
TATA IRON & STEEL COMPANY LTD	1.19%
HCL TECHNOLOGIES LIMITED	1.19%
TATA CONSUMER PRODUCTS LIMITED	1.00%
TITAN COMPANY LIMITED	0.99%
GAS AUTHORITY OF INDIA LTD.	0.97%
SHRIRAM FINANCE LIMITED	0.96%
INDUS TOWERS LIMITED	0.91%
HINDALCO INDUSTRIES LTD FV RE 1	0.85%
UNION BANK OF INDIA	0.84%
MANKIND PHARMA LIMITED	0.83%
ONGCFV-5	0.78%
POWER GRID CORP OF INDIA LTD	0.77%
NESTLE INDIA LIMITED	0.77%
AARTI INDUSTRIES LIMITED	0.77%
ZYDUS LIFESCIENCES LIMITED	0.76%
PUNJAB NATIONAL BANK	0.75%
AMBUJA CEMENTS LIMITED	0.75%
AUROBINDO PHARMA LIMITED	0.74%
BAJAJ AUTO LTD	0.74%
VARUN BEVERAGES LIMITED	0.74%
WIPRO	0.71%
COAL INDIA LIMITED	0.71%
BAJAJ FINSERV LIMITED	0.70%
HDFC STANDARD LIFE INSURANCE COMPANY LIMITED	0.64%
GRASIM INDUSTRIES LTD.	0.60%
SIEMENS LIMITED	0.58%
STEEL AUTHORITY OF INDIA LIMITED	0.54%
GUJARAT GAS LIMITED	0.54%
BAJAJ FINANCE LIMITED	0.53%
JIO FINANCIAL SERVICES LIMITED	0.51%
KARUR VYSYA BANK LIMITED	0.51%
MOTHERSON SUMI WIRING INDIA LIMITED	0.50%
ULTRATECH CEMCO LTD	0.50%
VOLTAS LTD	0.50%
AXIS BANK LIMITEDFV-2	0.49%
BHARAT HEAVY ELECTRICALS LTD.FV-2	0.49%
BANK OF INDIA	0.48%
RBL BANK LIMITED	0.44%
MPHASIS LIMITED	0.44%
TECH MAHINDRA LIMITEDFV-5	0.44%
SBFC FINANCE LIMITED	0.41%
INDIAN OIL CORPORATION LIMITED	0.33%
LTIMINDTREE LIMITED	0.24%
GRASIM INDUSTRIES LTD - PARTLY PAID	0.01%
<b>Equity Total</b>	<b>85.82%</b>
Nippon India ETF Bank Bees	1.40%
ADITYA BIRLA SUN LIFE NIFTY BANK ETF	1.40%
HDFC MUTUAL FUND - HDFC BANKING ETF	1.39%
SBI-ETF Nifty Bank	1.26%
KOTAK NIFTY BANK ETF	1.19%
UTI NIFTY BANK ETF	0.76%
ICICI PRUDENTIAL BANK ETF NIFTY BANK INDEX	0.44%
<b>ETFs</b>	<b>7.84%</b>
<b>Money Market Total</b>	<b>6.61%</b>
<b>Current Assets</b>	<b>-0.27%</b>
<b>Total</b>	<b>100.00%</b>

### AUM (in ₹ crs.)



### Sector Allocation as per National Industrial Classification 2008



# INVESTMENT INSIGHT

Health Equity Fund 1 (ULIF01201/02/08HEQUITYF01121)

Fund Report as on 31st March 2024

## Investment Objective

Provide high real rate of return in the long term through high exposure to equity investments, while recognizing that there is significant probability of negative returns in the short term. The risk appetite is 'high'.

## Fund Details

**Fund Manager:** Mr. Umesh Patel

**NAV as on 31st March 24:** ₹ 45.7615

**Inception Date:** 27<sup>th</sup> February 2008

**Benchmark:** Nifty 50 Index

**AUM as on 31st March 24:** ₹ 8.22 Crs.

## Asset Allocation

	Range (%)	Actual (%)
Equity	00-100	98
Gsec / Debt	00-100	-
MMI / Others	00-100	2

## Returns

Period	Fund Returns	Index Returns
Last 1 Month	1.59%	1.57%
Last 6 Months	16.73%	13.69%
Last 1 Year	33.39%	28.61%
Last 2 Years	15.10%	13.07%
Last 3 Years	16.18%	14.97%
Since Inception	9.91%	9.38%

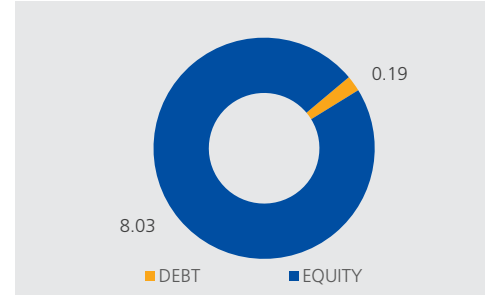
**Note:** Returns less than one year are absolute returns and more than one year compounded returns.

Past performance is not indicative of future performance

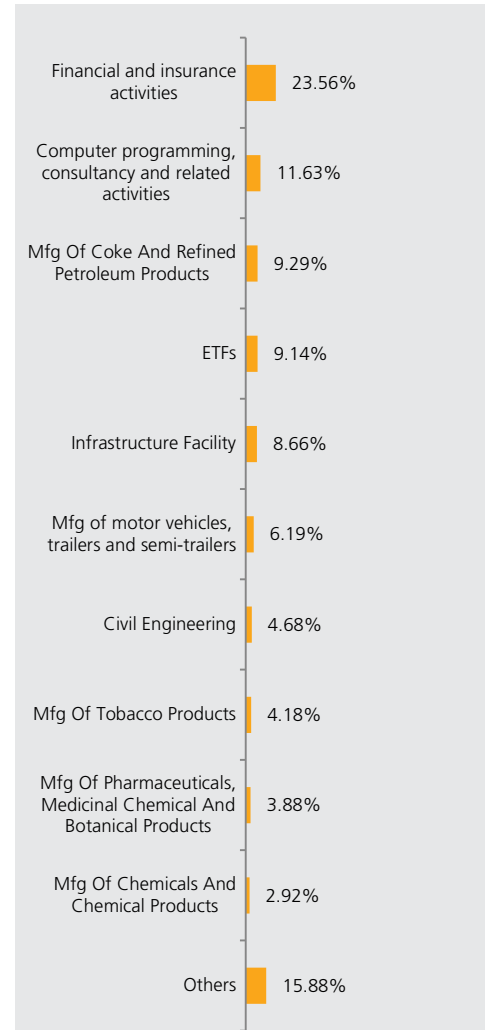
## Portfolio

Name of Instrument	% to AUM
RELIANCE INDUSTRIES LTD.	8.90%
HDFC BANK LTD.FV-2	6.07%
ICICI BANK LTD.FV-2	5.88%
LARSEN&TUBRO	4.24%
TATA CONSULTANCY SERVICES LTD.	4.20%
INFOSYS LIMITED	4.19%
ITC - FV 1	4.18%
BHARTI AIRTEL LIMITED	2.87%
SUN PHARMACEUTICAL INDUSTRIES LTD.FV-1	2.28%
NTPC LIMITED	2.27%
MARUTI UDYOG LTD.	2.21%
KOTAK MAHINDRA BANK LIMITED_FV5	2.20%
MAHINDRA & MAHINDRA LTD.-FV5	2.10%
HINDUSTAN LEVER LTD.	1.52%
TATA MOTORS LTD.FV-2	1.40%
INDUSIND BANK LIMITED	1.39%
TATA IRON & STEEL COMPANY LTD	1.32%
STATE BANK OF INDIAFV-1	1.26%
HCL TECHNOLOGIES LIMITED	1.21%
TITAN COMPANY LIMITED	1.19%
TATA CONSUMER PRODUCTS LIMITED	1.11%
HERO MOTOCORP LIMITED	1.04%
GAS AUTHORITY OF INDIA LTD.	1.02%
SHRIRAM FINANCE LIMITED	1.01%
MANKIND PHARMA LIMITED	0.97%
POWER GRID CORP OF INDIA LTD	0.95%
INDUS TOWERS LIMITED	0.94%
UNION BANK OF INDIA	0.91%
HINDALCO INDUSTRIES LTD FV RE 1	0.89%
ONGCFV-5	0.84%
AMBUJA CEMENTS LIMITED	0.83%
AUROBINDO PHARMA LIMITED	0.82%
WIPRO	0.81%
BAJAJ AUTO LTD	0.79%
COAL INDIA LIMITED	0.78%
NESTLE INDIA LIMITED	0.78%
ZYDUS LIFESCIENCES LIMITED	0.78%
AARTI INDUSTRIES LIMITED	0.78%
BAJAJ FINSERV LIMITED	0.77%
PUNJAB NATIONAL BANK	0.77%
VARUN BEVERAGES LIMITED	0.75%
HDFC STANDARD LIFE INSURANCE COMPANY LIMITED	0.67%
SIEMENS LIMITED	0.64%
GUJARAT GAS LIMITED	0.62%
GRASIM INDUSTRIES LTD.	0.61%
BAJAJ FINANCE LIMITED	0.58%
VOLTAS LTD	0.57%
STEEL AUTHORITY OF INDIA LIMITED	0.56%
BANK OF INDIA	0.54%
KARUR VYSYA BANK LIMITED	0.52%
ULTRATECH CEMCO LTD	0.51%
AXIS BANK LIMITEDFV-2	0.50%
TECH MAHINDRA LIMITEDFV-5	0.49%
MOTHERSON SUMI WIRING INDIA LIMITED	0.48%
MPHASIS LIMITED	0.48%
RBL BANK LIMITED	0.48%
BHARAT HEAVY ELECTRICALS LTD.FV-2	0.44%
INDIAN OIL CORPORATION LIMITED	0.38%
LTIMINDTREE LIMITED	0.25%
GRASIM INDUSTRIES LTD - PARTLY PAID	0.02%
<b>Equity Total</b>	<b>88.54%</b>
KOTAK NIFTY BANK ETF	1.49%
HDFC MUTUAL FUND - HDFC BANKING ETF	1.48%
ADITYA BIRLA SUN LIFE NIFTY BANK ETF	1.47%
UTI NIFTY BANK ETF	1.43%
SBI-ETF Nifty Bank	1.35%
Nippon India ETF Bank Bees	1.35%
ICICI PRUDENTIAL BANK ETF NIFTY BANK INDEX	0.58%
<b>ETFs</b>	<b>9.14%</b>
<b>Money Market Total</b>	<b>2.34%</b>
<b>Current Assets</b>	<b>-0.02%</b>
<b>Total</b>	<b>100.00%</b>

## AUM (in ₹ crs.)



## Sector Allocation as per National Industrial Classification 2008



# INVESTMENT INSIGHT

Health Equity Fund 2 (ULIF05411/01/10HEQUITYF02121)

Fund Report as on 31st March 2024

## Investment Objective

Provide high real rate of return in the long term through high exposure to equity investments, while recognizing that there is significant probability of negative returns in the short term. The risk appetite is 'high'.

## Fund Details

**Fund Manager:** Mr. Umesh Patel

**NAV as on 31st March 24:** ₹ 46.6948

**Inception Date:** 11<sup>th</sup> January 2010

**Benchmark:** Nifty 50 Index

**AUM as on 31st March 24:** ₹ 2.60 Crs.

## Asset Allocation

	Range (%)	Actual (%)
Equity	00-100	93
Gsec / Debt	00-100	-
MMI / Others	00-100	7

## Returns

Period	Fund Returns	Index Returns
Last 1 Month	1.52%	1.57%
Last 6 Months	16.42%	13.69%
Last 1 Year	32.99%	28.61%
Last 2 Years	14.93%	13.07%
Last 3 Years	16.07%	14.97%
Since Inception	11.44%	10.71%

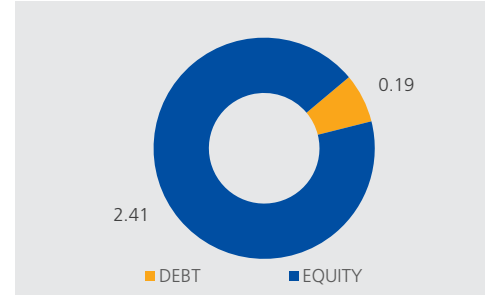
**Note:** Returns less than one year are absolute returns and more than one year compounded returns.

Past performance is not indicative of future performance

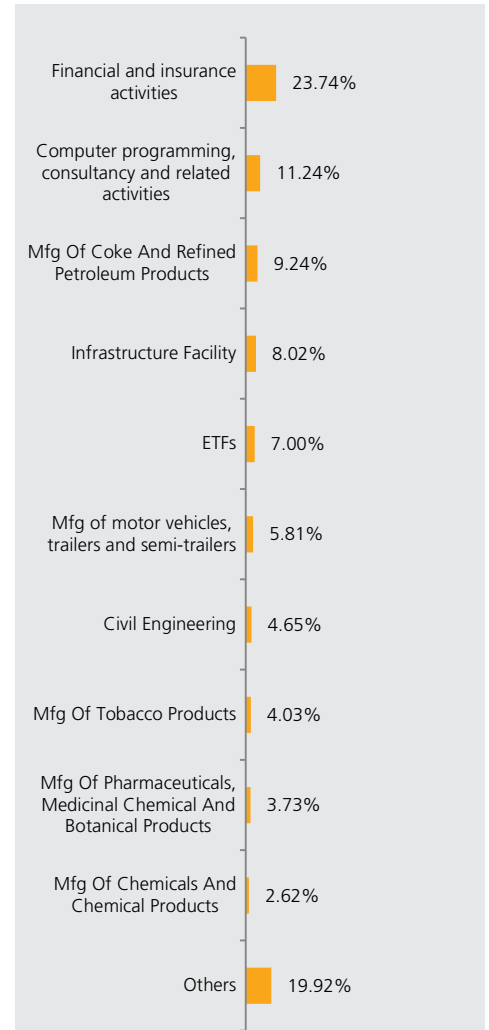
## Portfolio

Name of Instrument	% to AUM
RELIANCE INDUSTRIES LTD.	8.92%
HDFC BANK LTD.FV-2	5.94%
ICICI BANK LTD.FV-2	5.87%
INFOSYS LIMITED	4.18%
LARSEN&TUBRO	4.16%
TATA CONSULTANCY SERVICES LTD.	4.05%
ITC - FV 1	4.03%
BHARTI AIRTEL LIMITED	2.79%
SUN PHARMACEUTICAL INDUSTRIES LTD.FV-1	2.23%
KOTAK MAHINDRA BANK LIMITED_FV5	2.07%
NTPC LIMITED	2.05%
MAHINDRA & MAHINDRA LTD.-FV5	1.98%
MARUTI UDYOG LTD.	1.94%
TATA MOTORS LTD.FV-2	1.39%
INDUSIND BANK LIMITED	1.36%
HERO MOTOCORP LIMITED	1.29%
HINDUSTAN LEVER LTD.	1.24%
STATE BANK OF INDIAFV-1	1.21%
TATA IRON & STEEL COMPANY LTD	1.19%
HCL TECHNOLOGIES LIMITED	1.19%
TATA CONSUMER PRODUCTS LIMITED	1.00%
TITAN COMPANY LIMITED	0.98%
GAS AUTHORITY OF INDIA LTD.	0.98%
SHRIRAM FINANCE LIMITED	0.96%
INDUS TOWERS LIMITED	0.90%
HINDALCO INDUSTRIES LTD FV RE 1	0.86%
UNION BANK OF INDIA	0.84%
MANKIND PHARMA LIMITED	0.82%
ONGCFV-5	0.79%
NESTLE INDIA LIMITED	0.77%
POWER GRID CORP OF INDIA LTD	0.77%
AARTI INDUSTRIES LIMITED	0.76%
ZYDUS LIFESCIENCES LIMITED	0.75%
AMBUJA CEMENTS LIMITED	0.75%
PUNJAB NATIONAL BANK	0.75%
AUROBINDO PHARMA LIMITED	0.74%
BAJAJ AUTO LTD	0.74%
VARUN BEVERAGES LIMITED	0.74%
COAL INDIA LIMITED	0.71%
WIPRO	0.70%
BAJAJ FINSERV LIMITED	0.70%
HDFC STANDARD LIFE INSURANCE COMPANY LIMITED	0.64%
GRASIM INDUSTRIES LTD.	0.61%
SIEMENS LIMITED	0.58%
STEEL AUTHORITY OF INDIA LIMITED	0.54%
GUJARAT GAS LIMITED	0.53%
BAJAJ FINANCE LIMITED	0.53%
JIO FINANCIAL SERVICES LIMITED	0.51%
KARUR VYSYA BANK LIMITED	0.51%
MOTHERSON SUMI WIRING INDIA LIMITED	0.50%
VOLTAS LTD	0.49%
AXIS BANK LIMITEDFV-2	0.49%
ULTRATECH CEMCO LTD	0.49%
BHARAT HEAVY ELECTRICALS LTD.FV-2	0.49%
BANK OF INDIA	0.48%
RBL BANK LIMITED	0.45%
Mphasis LIMITED	0.44%
TECH MAHINDRA LIMITEDFV-5	0.43%
SBFC FINANCE LIMITED	0.40%
INDIAN OIL CORPORATION LIMITED	0.33%
LTIMINDTREE LIMITED	0.25%
GRASIM INDUSTRIES LTD - PARTLY PAID	0.01%
<b>Equity Total</b>	<b>85.80%</b>
HDFC MUTUAL FUND - HDFC BANKING ETF	1.24%
ADITYA BIRLA SUN LIFE NIFTY BANK ETF	1.23%
KOTAK NIFTY BANK ETF	1.17%
SBI-ETF Nifty Bank	1.05%
Nippon India ETF Bank Bees	1.05%
UTI NIFTY BANK ETF	0.99%
ICICI PRUDENTIAL BANK ETF NIFTY BANK INDEX	0.27%
<b>ETFs</b>	<b>7.00%</b>
<b>Money Market Total</b>	<b>7.21%</b>
<b>Current Assets</b>	<b>-0.01%</b>
<b>Total</b>	<b>100.00%</b>

## AUM (in ₹ crs.)



## Sector Allocation as per National Industrial Classification 2008



# INVESTMENT INSIGHT

Life Pure Equity Fund 1 (ULIF03010/06/08LPUEQUITY01121)

Fund Report as on 31st March 2024

## Investment Objective

Provide high real rate of return in the long term through high exposure to equity investments, while recognizing that there is significant probability of negative returns in the short term. The risk appetite is high.

## Fund Details

**Fund Manager:** Mr. Jagdish Bhanushali

**NAV as on 31st March 24:** ₹ 65.3121

**Inception Date:** 11<sup>th</sup> August 2008

**Benchmark:** RNLIC Pure Index

**AUM as on 31st March 24:** ₹ 51.02 Crs.

## Asset Allocation

	Range (%)	Actual (%)
Equity	60-100	95
Gsec / Debt	00-00	-
MMI / Others	00-40	5

## Returns

Period	Fund Returns	Index Returns
Last 1 Month	1.65%	1.28%
Last 6 Months	23.38%	23.48%
Last 1 Year	46.78%	45.50%
Last 2 Years	22.27%	20.15%
Last 3 Years	22.18%	21.14%
Since Inception	12.60%	10.52%

**Note:** Returns less than one year are absolute returns and more than one year compounded returns.

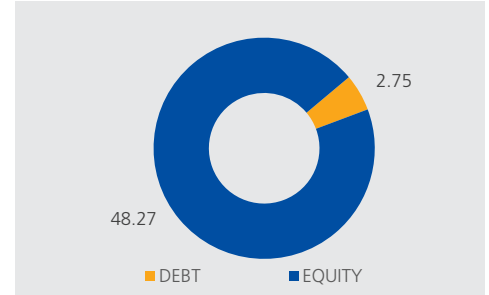
Index changed from Nifty 50 Shariah to RNLIC Pure Index with effect from 1st Feb.2020.

Past performance is not indicative of future performance

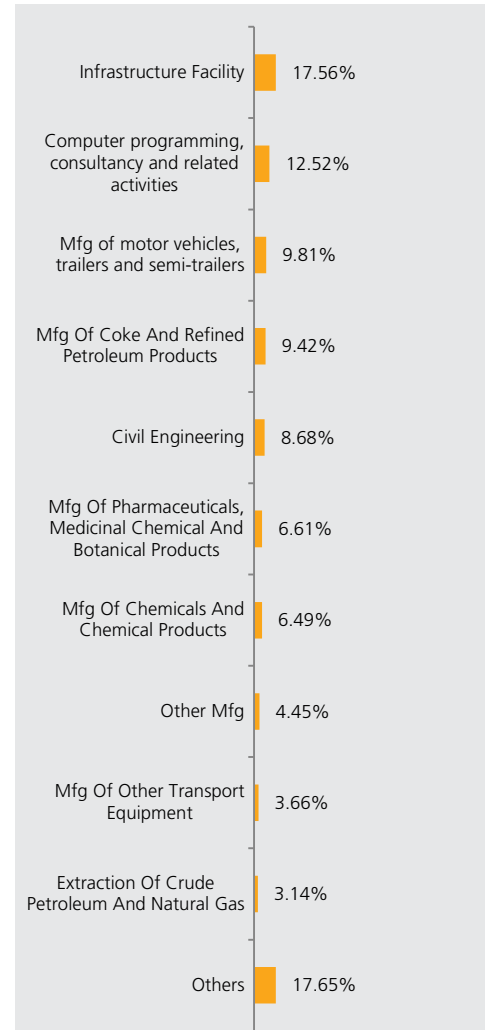
## Portfolio

Name of Instrument	% to AUM
RELIANCE INDUSTRIES LTD.	8.90%
BHARTI AIRTEL LIMITED	8.19%
LARSEN&TUBRO	8.07%
MARUTI UDYOG LTD.	5.40%
SUN PHARMACEUTICAL INDUSTRIES LTD.FV-1	5.39%
INFOSYS LIMITED	5.31%
TATA CONSULTANCY SERVICES LTD.	4.76%
NTPC LIMITED	4.73%
TITAN COMPANY LIMITED	4.45%
MAHINDRA & MAHINDRA LTD.-FV5	4.40%
HINDUSTAN LEVER LTD.	4.02%
POWER GRID CORP OF INDIA LTD	3.56%
ONGCFV-5	3.14%
ULTRATECH CEMCO LTD	3.09%
BAJAJ AUTO LTD	3.06%
COAL INDIA LIMITED	2.71%
JSW STEEL LIMITED	2.19%
HCL TECHNOLOGIES LIMITED	2.07%
GRASIM INDUSTRIES LTD.	2.06%
NESTLE INDIA LIMITED	1.78%
AVENUE SUPERMARTS LIMITED	1.08%
GAS AUTHORITY OF INDIA LTD.	1.08%
VOLTAS LTD	0.92%
ALKEM LABORATORIES LIMITED	0.83%
BHARAT HEAVY ELECTRICALS LTD.FV-2	0.61%
HERO MOTOCORP LIMITED	0.61%
INDIAN OIL CORPORATION LIMITED	0.52%
ZYDUS LIFESCIENCES LIMITED	0.39%
COFORGE LIMITED	0.38%
GODREJ CONSUMER PRODUCTS LIMITED	0.37%
ASTRAL LIMITED	0.24%
NMDC LIMITED	0.24%
GRASIM INDUSTRIES LTD - PARTLY PAID	0.05%
<b>Equity Total</b>	<b>94.60%</b>
<b>Money Market Total</b>	<b>0.85%</b>
<b>Current Assets</b>	<b>4.55%</b>
<b>Total</b>	<b>100.00%</b>

## AUM (in ₹ crs.)



## Sector Allocation as per National Industrial Classification 2008





# INVESTMENT INSIGHT

Pension Pure Equity Fund 2 (ULIF05301/01/10PPUEQTY02121)

Fund Report as on 31st March 2024

## Investment Objective

Provide high real rate of return in the long term through high exposure to equity investments, while recognizing that there is significant probability of negative returns in the short term. The risk appetite is high.

## Fund Details

**Fund Manager:** Mr. Jagdish Bhanushali

**NAV as on 31st March 24:** ₹ 49.4074

**Inception Date:** 11<sup>th</sup> January 2010

**Benchmark:** RNLIC Pure Index

**AUM as on 31st March 24:** ₹ 7.56 Crs.

## Asset Allocation

	Range (%)	Actual (%)
Equity	60-100	90
Gsec / Debt	00-00	-
MMI / Others	00-40	10

## Returns

Period	Fund Returns	Index Returns
Last 1 Month	1.59%	1.28%
Last 6 Months	21.40%	23.48%
Last 1 Year	44.40%	45.50%
Last 2 Years	21.27%	20.15%
Last 3 Years	21.52%	21.14%
Since Inception	11.88%	11.24%

**Note:** Returns less than one year are absolute returns and more than one year compounded returns.

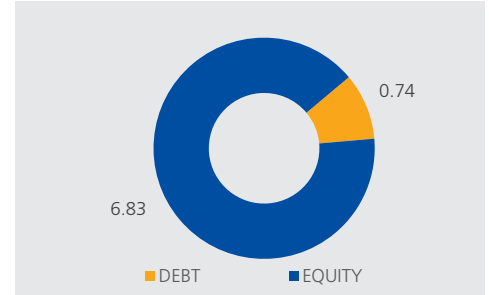
Index changed from Nifty 50 Shariah to RNLIC Pure Index with effect from 1st Feb.2020.

Past performance is not indicative of future performance

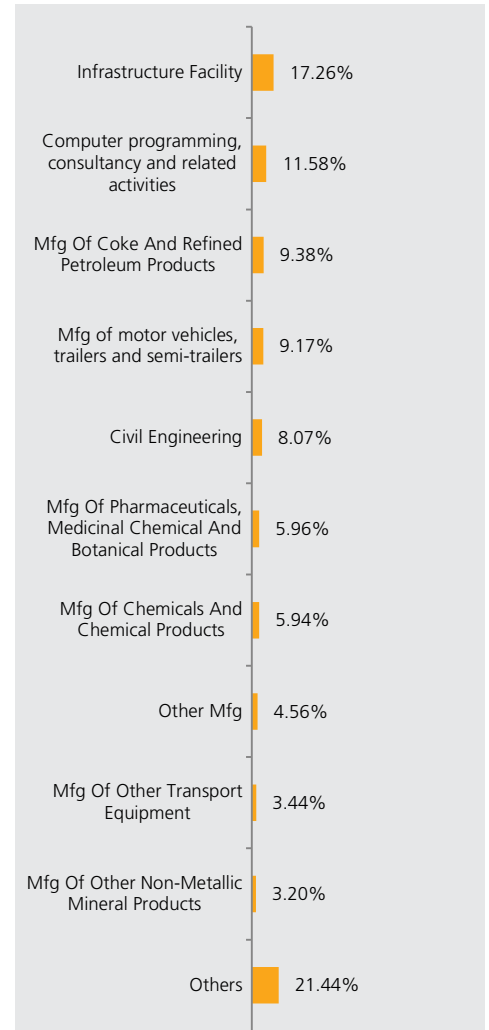
## Portfolio

Name of Instrument	% to AUM
RELIANCE INDUSTRIES LTD.	8.90%
LARSEN&TUBRO	8.07%
BHARTI AIRTEL LIMITED	7.97%
INFOSYS LIMITED	5.67%
SUN PHARMACEUTICAL INDUSTRIES LTD.FV-1	5.00%
MARUTI UDYOG LTD.	5.00%
NTPC LIMITED	4.73%
TITAN COMPANY LIMITED	4.56%
TATA CONSULTANCY SERVICES LTD.	4.21%
MAHINDRA & MAHINDRA LTD.-FV5	4.17%
HINDUSTAN LEVER LTD.	4.02%
POWER GRID CORP OF INDIA LTD	3.56%
ULTRATECH CEMCO LTD	3.20%
BAJAJ AUTO LTD	2.83%
COAL INDIA LIMITED	2.71%
ONGCFV-5	2.71%
JSW STEEL LIMITED	2.04%
NESTLE INDIA LIMITED	1.91%
HCL TECHNOLOGIES LIMITED	1.69%
GRASIM INDUSTRIES LTD.	1.35%
AVENUE SUPERMARTS LIMITED	1.10%
GAS AUTHORITY OF INDIA LTD.	1.00%
ALKEM LABORATORIES LIMITED	0.96%
VOLTAS LTD	0.83%
HERO MOTOCORP LIMITED	0.61%
GODREJ CONSUMER PRODUCTS LIMITED	0.55%
INDIAN OIL CORPORATION LIMITED	0.48%
HINDUSTAN ZINC LIMITEDFV-2	0.22%
ASTRAL LIMITED	0.19%
GRASIM INDUSTRIES LTD - PARTLY PAID	0.02%
ASTRAL LIMITED	0.20%
GRASIM INDUSTRIES LTD - PARTLY PAID	0.02%
<b>Equity Total</b>	<b>90.27%</b>
<b>Money Market Total</b>	<b>8.98%</b>
<b>Current Assets</b>	<b>0.75%</b>
<b>Total</b>	<b>100.00%</b>

## AUM (in ₹ crs.)



## Sector Allocation as per National Industrial Classification 2008



# INVESTMENT INSIGHT

Health Pure Equity Fund 1 (ULIF01601/02/08HPUEQUITY01121)

Fund Report as on 31st March 2024

## Investment Objective

Provide high real rate of return in the long term through high exposure to equity investments, while recognizing that there is significant probability of negative returns in the short term. The risk appetite is high.

## Fund Details

**Fund Manager:** Mr. Jagdish Bhanushali

**NAV as on 31st March 24:** ₹ 56.4781

**Inception Date:** 06<sup>th</sup> August 2008

**Benchmark:** RNLIC Pure Index

**AUM as on 31st March 24:** ₹ 0.43 Crs.

## Asset Allocation

	Range (%)	Actual (%)
Equity	60-100	86
Gsec / Debt	00-00	-
MMI / Others	00-40	14

## Returns

Period	Fund Returns	Index Returns
Last 1 Month	1.54%	1.28%
Last 6 Months	20.79%	23.48%
Last 1 Year	42.08%	45.50%
Last 2 Years	20.78%	20.15%
Last 3 Years	20.94%	21.14%
Since Inception	11.69%	10.86%

**Note:** Returns less than one year are absolute returns and more than one year compounded returns.

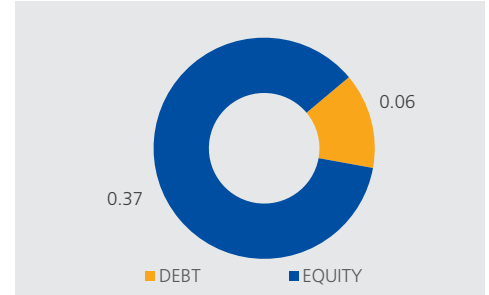
Index changed from Nifty 50 Shariah to RNLIC Pure Index with effect from 1st Feb.2020.

Past performance is not indicative of future performance

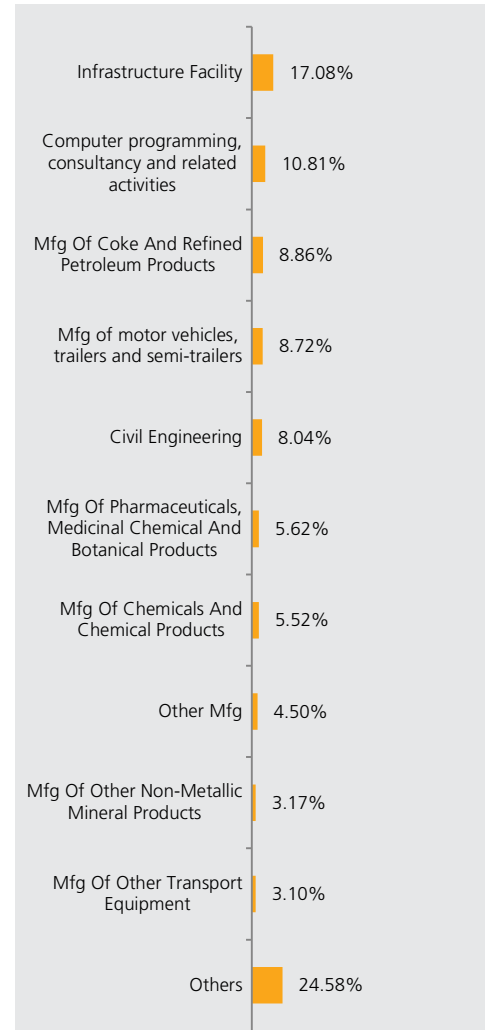
## Portfolio

Name of Instrument	% to AUM
RELIANCE INDUSTRIES LTD.	8.42%
LARSEN&TUBRO	8.04%
BHARTI AIRTEL LIMITED	7.90%
MARUTI UDYOG LTD.	4.97%
SUN PHARMACEUTICAL INDUSTRIES LTD. FV-1	4.82%
INFOSYS LIMITED	4.73%
NTPC LIMITED	4.72%
TITAN COMPANY LIMITED	4.50%
TATA CONSULTANCY SERVICES LTD.	4.23%
HINDUSTAN LEVER LTD.	3.99%
MAHINDRA & MAHINDRA LTD.-FV5	3.75%
POWER GRID CORP OF INDIA LTD	3.46%
ULTRATECH CEMCO LTD	3.17%
BAJAJ AUTO LTD	2.55%
COAL INDIA LIMITED	2.54%
ONGCFV-5	2.46%
NESTLE INDIA LIMITED	1.83%
JSW STEEL LIMITED	1.75%
HCL TECHNOLOGIES LIMITED	1.47%
GRASIM INDUSTRIES LTD.	1.01%
GAS AUTHORITY OF INDIA LTD.	1.00%
AVENUE SUPERMARTS LIMITED	0.95%
ALKEM LABORATORIES LIMITED	0.80%
VOLTAS LTD	0.72%
HERO MOTOCORP LIMITED	0.55%
GODREJ CONSUMER PRODUCTS LIMITED	0.49%
INDIAN OIL CORPORATION LIMITED	0.44%
COFORGE LIMITED	0.38%
ASTRAL LIMITED	0.18%
HINDUSTAN ZINC LIMITEDFV-2	0.18%
GRASIM INDUSTRIES LTD - PARTLY PAID	0.02%
<b>Equity Total</b>	<b>86.03%</b>
<b>Money Market Total</b>	<b>15.33%</b>
<b>Current Assets</b>	<b>-1.36%</b>
<b>Total</b>	<b>100.00%</b>

## AUM (in ₹ crs.)



## Sector Allocation as per National Industrial Classification 2008



# INVESTMENT INSIGHT

Life Infrastructure Fund 1 (ULIF02710/06/08LINFRAS01121)

Fund Report as on 31st March 2024

## Investment Objective

Provide high rate of return in the long term through high exposure to equity investments in Infrastructure and allied sectors, while recognizing that there is a significant probability of negative returns in the short term. The risk appetite is high.

## Fund Details

**Fund Manager:** Mr. Umesh Patel

**NAV as on 31st March 24:** ₹ 29.5906

**Inception Date:** 11<sup>th</sup> June 2008

**Benchmark:** Reliance Nippon Life

Infrastructure INDEX

**AUM as on 31st March 24:** ₹ 22.98 Crs.

## Asset Allocation

	Range (%)	Actual (%)
Equity	00-100	97
Gsec / Debt	00-00	-
MMI / Others	00-100	3

## Returns

Period	Fund Returns	Index Returns
Last 1 Month	2.47%	1.82%
Last 6 Months	29.97%	29.94%
Last 1 Year	56.41%	54.72%
Last 2 Years	24.85%	20.43%
Last 3 Years	26.01%	24.19%
Since Inception	7.10%	7.99%

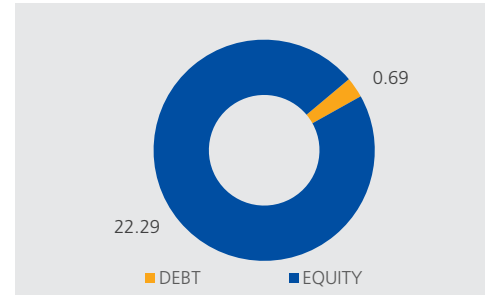
**Note:** Returns less than one year are absolute returns and more than one year compounded returns.

Past performance is not indicative of future performance

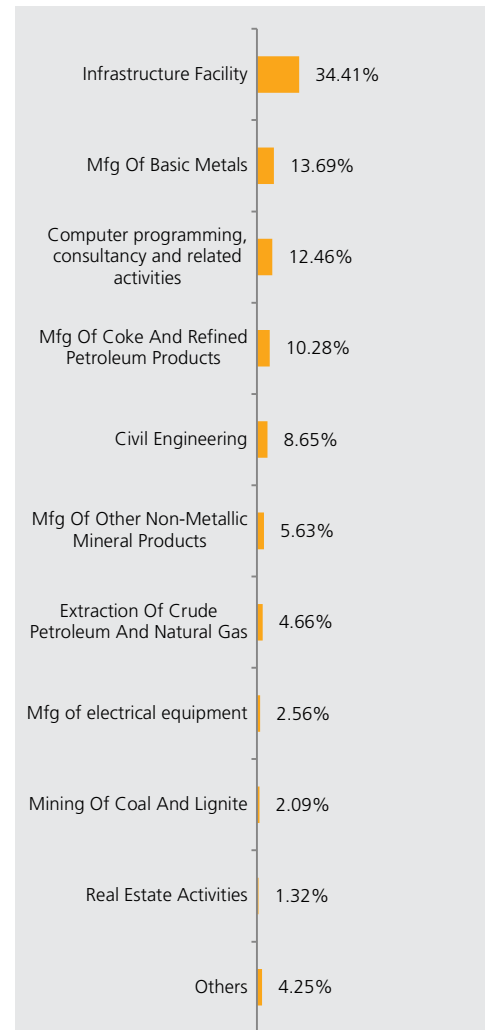
## Portfolio

Name of Instrument	% to AUM
RELIANCE INDUSTRIES LTD.	9.00%
LARSEN&TUBRO	8.65%
BHARTI AIRTEL LIMITED	8.54%
NTPC LIMITED	6.58%
GAS AUTHORITY OF INDIA LTD.	5.55%
ADANI PORTS AND SPECIAL ECONOMIC ZONE LIMITED	5.34%
TATA IRON & STEEL COMPANY LTD	5.30%
HINDALCO INDUSTRIES LTD FV RE 1	5.15%
POWER GRID CORP OF INDIA LTD	4.93%
INFOSYS LIMITED	4.70%
ONGCFV-5	4.66%
TATA CONSULTANCY SERVICES LTD.	4.14%
ULTRATECH CEMCO LTD	3.90%
JSW STEEL LIMITED	3.25%
SIEMENS LIMITED	2.56%
COAL INDIA LIMITED	2.09%
INDUS TOWERS LIMITED	1.85%
AMBUJA CEMENTS LIMITED	1.74%
NHPC LIMITED	1.62%
HCL TECHNOLOGIES LIMITED	1.49%
DLF LIMITED	1.32%
INTERGLOBE AVIATION LIMITED	1.25%
WIPRO	1.23%
TECH MAHINDRA LIMITEDFV-5	0.90%
INDIAN OIL CORPORATION LIMITED	0.76%
BHARAT PETROLEUM CORP. LTD.	0.53%
<b>Equity Total</b>	<b>97.00%</b>
<b>Money Market Total</b>	<b>3.34%</b>
<b>Current Assets</b>	<b>-0.34%</b>
<b>Total</b>	<b>100.00%</b>

## AUM (in ₹ crs.)



## Sector Allocation as per National Industrial Classification 2008



# INVESTMENT INSIGHT

## Life Infrastructure Fund 2 (ULIF04401/01/10LINFRAST02121)

Fund Report as on 31st March 2024

### Investment Objective

Provide high rate of return in the long term through high exposure to equity investments in Infrastructure and allied sectors, while recognizing that there is a significant probability of negative returns in the short term. The risk appetite is high.

### Fund Details

**Fund Manager:** Mr. Umesh Patel

**NAV as on 31st March 24:** ₹ 30.2825

**Inception Date:** 11<sup>th</sup> January 2010

**Benchmark:** Reliance Nippon Life Infrastructure INDEX

**AUM as on 31st March 24:** ₹ 12.26 Crs.

### Asset Allocation

	Range (%)	Actual (%)
Equity	00-100	91
Gsec / Debt	00-00	-
MMI / Others	00-100	9

### Returns

Period	Fund Returns	Index Returns
Last 1 Month	2.40%	1.82%
Last 6 Months	28.27%	29.94%
Last 1 Year	54.54%	54.72%
Last 2 Years	24.21%	20.43%
Last 3 Years	25.66%	24.19%
Since Inception	8.10%	7.03%

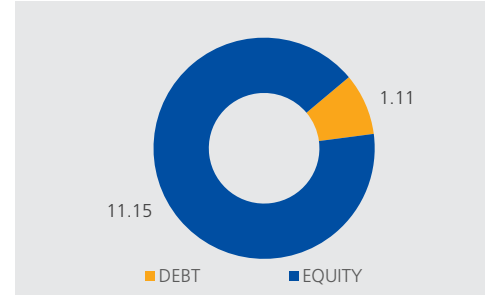
**Note:** Returns less than one year are absolute returns and more than one year compounded returns.

Past performance is not indicative of future performance

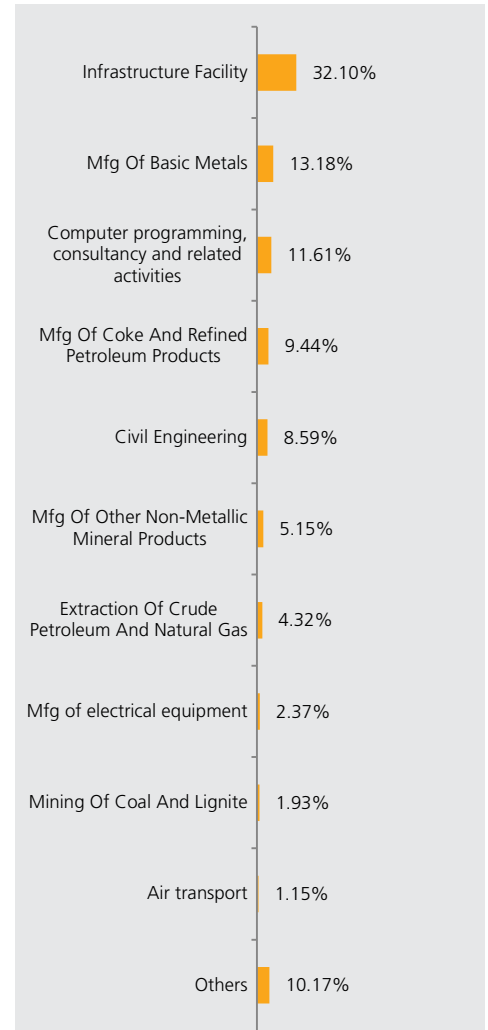
### Portfolio

Name of Instrument	% to AUM
LARSEN&TUBRO	8.59%
BHARTI AIRTEL LIMITED	8.48%
RELIANCE INDUSTRIES LTD.	8.27%
NTPC LIMITED	6.53%
GAS AUTHORITY OF INDIA LTD.	5.27%
TATA IRON & STEEL COMPANY LTD	5.09%
HINDALCO INDUSTRIES LTD FV RE 1	5.08%
POWER GRID CORP OF INDIA LTD	4.84%
INFOSYS LIMITED	4.64%
ONGCFV-5	4.32%
ADANI PORTS AND SPECIAL ECONOMIC ZONE LIMITED	3.85%
TATA CONSULTANCY SERVICES LTD.	3.69%
ULTRATECH CEMCO LTD	3.43%
JSW STEEL LIMITED	3.01%
SIEMENS LIMITED	2.37%
COAL INDIA LIMITED	1.93%
INDUS TOWERS LIMITED	1.82%
AMBUJA CEMENTS LIMITED	1.72%
HCL TECHNOLOGIES LIMITED	1.36%
NHPC LIMITED	1.30%
INTERGLOBE AVIATION LIMITED	1.15%
DLF LIMITED	1.14%
WIPRO	1.13%
TECH MAHINDRA LIMITEDFV-5	0.78%
INDIAN OIL CORPORATION LIMITED	0.69%
BHARAT PETROLEUM CORP. LTD.	0.48%
<b>Equity Total</b>	<b>90.97%</b>
<b>Money Market Total</b>	<b>9.03%</b>
<b>Current Assets</b>	<b>0.00%</b>
<b>Total</b>	<b>100.00%</b>

### AUM (in ₹ crs.)



### Sector Allocation as per National Industrial Classification 2008



# INVESTMENT INSIGHT

Pension Infrastructure Fund 2 (ULIF06601/01/10PINFRAST02121)

Fund Report as on 31st March 2024

## Investment Objective

Provide high rate of return in the long term through high exposure to equity investments in Infrastructure and allied sectors, while recognizing that there is a significant probability of negative returns in the short term. The risk appetite is high.

## Fund Details

**Fund Manager:** Mr. Umesh Patel

**NAV as on 31st March 24:** ₹ 29.3693

**Inception Date:** 11<sup>th</sup> January 2010

**Benchmark:** Reliance Nippon Life Infrastructure INDEX

**AUM as on 31st March 24:** ₹ 2.10 Crs.

## Asset Allocation

	Range (%)	Actual (%)
Equity	00-100	91
Gsec / Debt	00-00	-
MMI / Others	00-100	9

## Returns

Period	Fund Returns	Index Returns
Last 1 Month	2.40%	1.82%
Last 6 Months	27.54%	29.94%
Last 1 Year	52.01%	54.72%
Last 2 Years	22.85%	20.43%
Last 3 Years	24.07%	24.19%
Since Inception	7.87%	7.03%

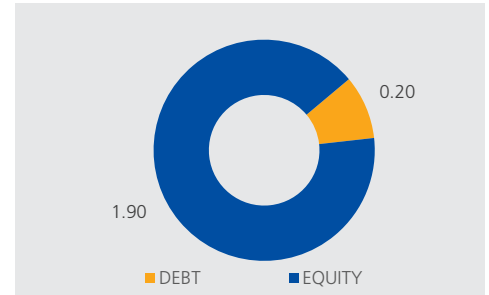
**Note:** Returns less than one year are absolute returns and more than one year compounded returns.

Past performance is not indicative of future performance

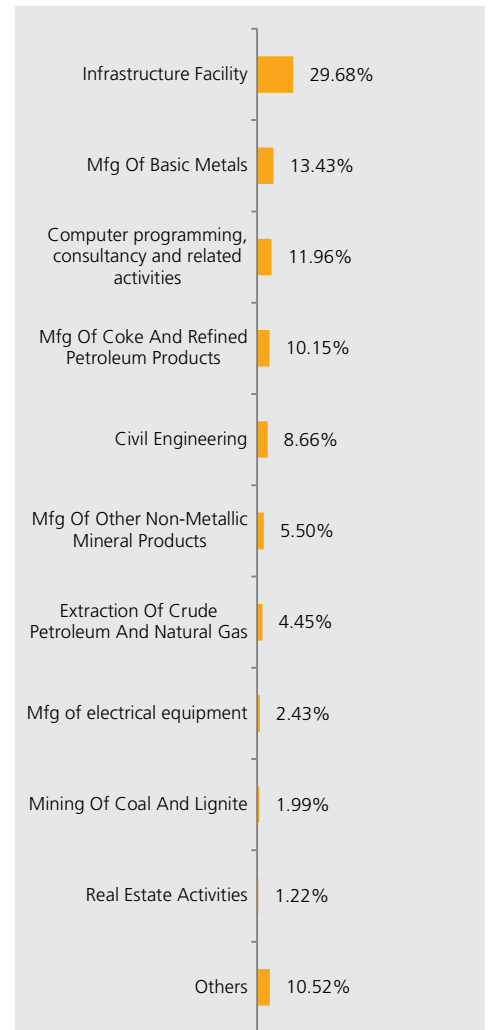
## Portfolio

Name of Instrument	% to AUM
RELIANCE INDUSTRIES LTD.	8.95%
LARSEN&TUBRO	8.66%
BHARTI AIRTEL LIMITED	8.55%
NTPC LIMITED	6.59%
GAS AUTHORITY OF INDIA LTD.	5.35%
TATA IRON & STEEL COMPANY LTD	5.17%
HINDALCO INDUSTRIES LTD FV RE 1	5.15%
POWER GRID CORP OF INDIA LTD	4.93%
INFOSYS LIMITED	4.71%
ONGCFV-5	4.45%
TATA CONSULTANCY SERVICES LTD.	3.84%
ULTRATECH CEMCO LTD	3.76%
JSW STEEL LIMITED	3.11%
SIEMENS LIMITED	2.43%
COAL INDIA LIMITED	1.99%
INDUS TOWERS LIMITED	1.85%
AMBUJA CEMENTS LIMITED	1.74%
HCL TECHNOLOGIES LIMITED	1.40%
NHPC LIMITED	1.36%
DLF LIMITED	1.22%
INTERGLOBE AVIATION LIMITED	1.18%
WIPRO	1.17%
ADANI PORTS AND SPECIAL ECONOMIC ZONE LIMITED	1.05%
TECH MAHINDRA LIMITEDFV-5	0.84%
INDIAN OIL CORPORATION LIMITED	0.71%
BHARAT PETROLEUM CORP. LTD.	0.49%
<b>Equity Total</b>	<b>90.67%</b>
<b>Money Market Total</b>	<b>9.54%</b>
<b>Current Assets</b>	<b>-0.20%</b>
<b>Total</b>	<b>100.00%</b>

## AUM (in ₹ crs.)



## Sector Allocation as per National Industrial Classification 2008



# INVESTMENT INSIGHT

Health Infrastructure Fund 1 (ULIF06101/02/08HINFRAST01121)

Fund Report as on 31st March 2024

## Investment Objective

Provide high rate of return in the long term through high exposure to equity investments in Infrastructure and allied sectors, while recognizing that there is a significant probability of negative returns in the short term. The risk appetite is high.

## Fund Details

**Fund Manager:** Mr. Umesh Patel

**NAV as on 31st March 24:** ₹ 27.8994

**Inception Date:** 06<sup>th</sup> August 2008

**Benchmark:** Reliance Nippon Life

Infrastructure INDEX

**AUM as on 31st March 24:** ₹ 0.16 Crs.

## Asset Allocation

	Range (%)	Actual (%)
Equity	00-100	90
Gsec / Debt	00-00	-
MMI / Others	00-100	10

## Returns

Period	Fund Returns	Index Returns
Last 1 Month	2.36%	1.82%
Last 6 Months	28.20%	29.94%
Last 1 Year	52.68%	54.72%
Last 2 Years	23.58%	20.43%
Last 3 Years	25.07%	24.19%
Since Inception	6.77%	8.05%

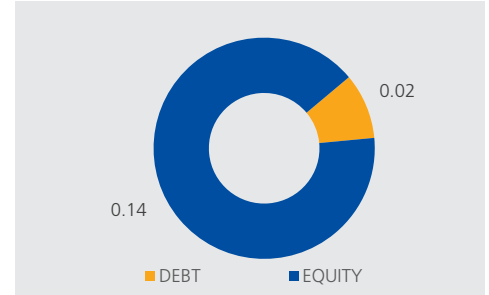
**Note:** Returns less than one year are absolute returns and more than one year compounded returns.

Past performance is not indicative of future performance

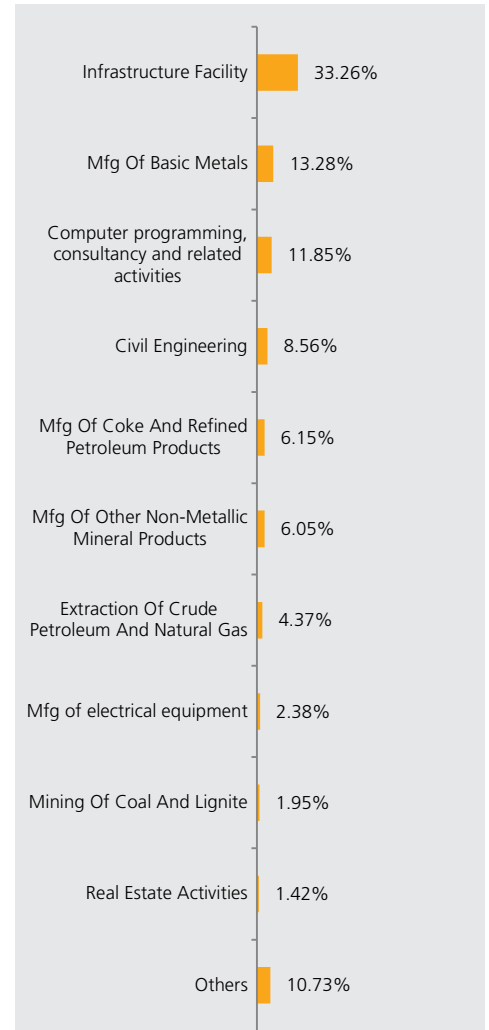
## Portfolio

Name of Instrument	% to AUM
LARSEN&TUBRO	8.56%
BHARTI AIRTEL LIMITED	8.46%
NTPC LIMITED	6.15%
GAS AUTHORITY OF INDIA LTD.	5.36%
ADANI PORTS AND SPECIAL ECONOMIC ZONE LIMITED	5.26%
TATA IRON & STEEL COMPANY LTD	5.21%
HINDALCO INDUSTRIES LTD FV RE 1	5.03%
RELIANCE INDUSTRIES LTD.	4.88%
POWER GRID CORP OF INDIA LTD	4.83%
INFOSYS LIMITED	4.64%
ONGCFV-5	4.37%
ULTRATECH CEMCO LTD	4.31%
TATA CONSULTANCY SERVICES LTD.	3.67%
JSW STEEL LIMITED	3.04%
SIEMENS LIMITED	2.38%
COAL INDIA LIMITED	1.95%
INDUS TOWERS LIMITED	1.80%
AMBUJA CEMENTS LIMITED	1.74%
DLF LIMITED	1.42%
NHPC LIMITED	1.40%
HCL TECHNOLOGIES LIMITED	1.37%
WIPRO	1.15%
INTERGLOBE AVIATION LIMITED	1.12%
TECH MAHINDRA LIMITEDFV-5	1.03%
INDIAN OIL CORPORATION LIMITED	0.70%
BHARAT PETROLEUM CORP. LTD.	0.57%
<b>Equity Total</b>	<b>90.39%</b>
<b>Money Market Total</b>	<b>9.56%</b>
<b>Current Assets</b>	<b>0.06%</b>
<b>Total</b>	<b>100.00%</b>

## AUM (in ₹ crs.)



## Sector Allocation as per National Industrial Classification 2008



# INVESTMENT INSIGHT

Life Energy Fund 1 (ULIF02410/06/08LEENERGYF01121)

Fund Report as on 31st March 2024

## Investment Objective

Provide high rate of return in the long term through high exposure to equity investments in Energy and allied sectors, while recognizing that there is a significant probability of negative returns in the short term. The risk appetite is high.

## Fund Details

**Fund Manager:** Mr. Umesh Patel

**NAV as on 31st March 24:** ₹ 59.4230

**Inception Date:** 11<sup>th</sup> June 2008

**Benchmark:** Reliance Nippon Life

ENERGY INDEX

**AUM as on 31st March 24:** ₹ 25.97 Crs.

## Asset Allocation

	Range (%)	Actual (%)
Equity	00-100	93
Gsec / Debt	00-00	-
MMI / Others	00-100	7

## Returns

Period	Fund Returns	Index Returns
Last 1 Month	3.37%	2.08%
Last 6 Months	44.53%	43.71%
Last 1 Year	78.49%	75.01%
Last 2 Years	38.46%	31.15%
Last 3 Years	36.52%	34.63%
Since Inception	11.93%	12.53%

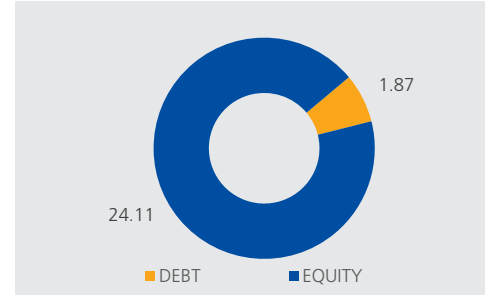
**Note:** Returns less than one year are absolute returns and more than one year compounded returns.

Past performance is not indicative of future performance

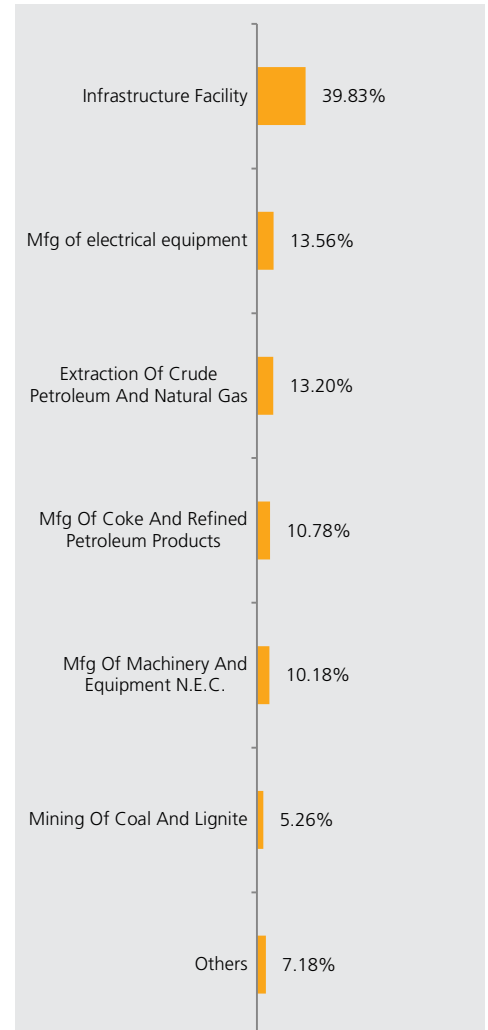
## Portfolio

Name of Instrument	% to AUM
RELIANCE INDUSTRIES LTD.	9.29%
POWER GRID CORP OF INDIA LTD	8.85%
ONGCFV-5	8.83%
NTPC LIMITED	8.83%
KIRLOSKAR CUMMINS	6.72%
GAS AUTHORITY OF INDIA LTD.	6.00%
COAL INDIA LIMITED	5.26%
NHPC LIMITED	5.06%
TATA POWER CO. LTD.FV-1	4.71%
SIEMENS LIMITED	4.61%
OIL INDIA LIMITED	4.36%
HAVELLS INDIA LIMITED	4.03%
VOLTAS LTD	3.46%
JSW ENERGY LIMITED	3.19%
CG POWER AND INDUSTRIAL SOLUTIONS LTD	2.87%
ABB INDIA LIMITED	2.05%
PETRONET LNG LIMITED	1.95%
TORRENT POWER LIMITED	1.24%
BHARAT PETROLEUM CORP. LTD.	0.53%
HINDUSTAN PETROLEUM CORPORATION LIMITED	0.49%
INDIAN OIL CORPORATION LIMITED	0.47%
<b>Equity Total</b>	<b>92.82%</b>
<b>Money Market Total</b>	<b>7.40%</b>
<b>Current Assets</b>	<b>-0.22%</b>
<b>Total</b>	<b>100.00%</b>

## AUM (in ₹ crs.)



## Sector Allocation as per National Industrial Classification 2008



# INVESTMENT INSIGHT

Life Energy Fund 2 (ULIF04101/01/10LEENERGYF02121)

Fund Report as on 31st March 2024

## Investment Objective

Provide high rate of return in the long term through high exposure to equity investments in Energy and allied sectors, while recognizing that there is a significant probability of negative returns in the short term. The risk appetite is high.

## Fund Details

**Fund Manager:** Mr. Umesh Patel

**NAV as on 31st March 24:** ₹ 50.7695

**Inception Date:** 11<sup>th</sup> January 2010

**Benchmark:** Reliance Nippon Life

ENERGY INDEX

**AUM as on 31st March 24:** ₹ 8.91 Crs.

## Asset Allocation

	Range (%)	Actual (%)
Equity	00-100	88
Gsec / Debt	00-00	-
MMI / Others	00-100	12

## Returns

Period	Fund Returns	Index Returns
Last 1 Month	3.26%	2.08%
Last 6 Months	42.21%	43.71%
Last 1 Year	74.81%	75.01%
Last 2 Years	37.14%	31.15%
Last 3 Years	35.97%	34.63%
Since Inception	12.10%	11.39%

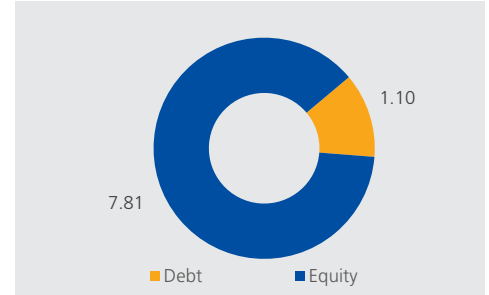
**Note:** Returns less than one year are absolute returns and more than one year compounded returns.

Past performance is not indicative of future performance

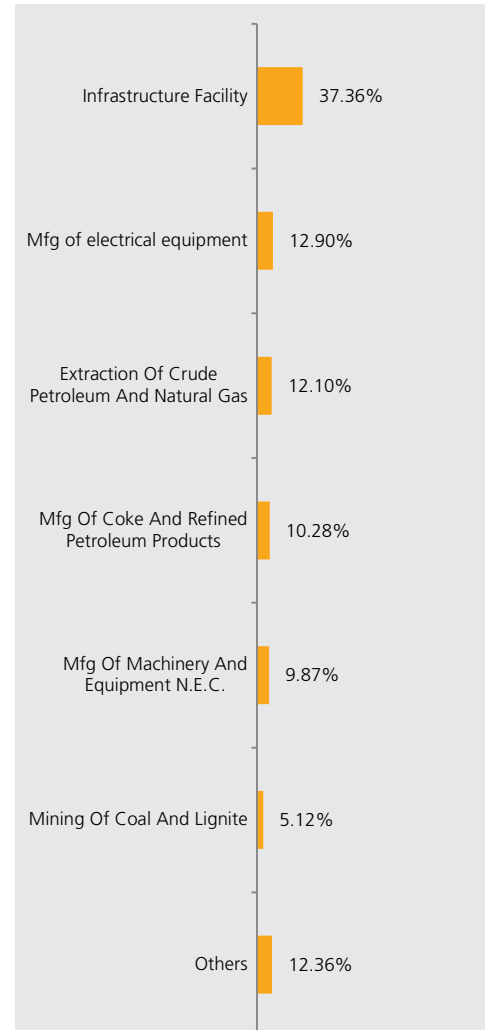
## Portfolio

Name of Instrument	% to AUM
RELIANCE INDUSTRIES LTD.	8.95%
POWER GRID CORP OF INDIA LTD	8.27%
ONGCFV-5	8.21%
NTPC LIMITED	8.17%
KIRLOSKAR CUMMINS	6.54%
GAS AUTHORITY OF INDIA LTD.	5.70%
COAL INDIA LIMITED	5.12%
NHPC LIMITED	4.71%
SIEMENS LIMITED	4.52%
TATA POWER CO. LTD.FV-1	4.28%
OIL INDIA LIMITED	3.89%
HAVELLS INDIA LIMITED	3.76%
VOLTAS LTD	3.33%
JSW ENERGY LIMITED	3.13%
CG POWER AND INDUSTRIAL SOLUTIONS LTD	2.76%
PETRONET LNG LIMITED	1.92%
ABB INDIA LIMITED	1.86%
TORRENT POWER LIMITED	1.17%
BHARAT PETROLEUM CORP. LTD.	0.47%
HINDUSTAN PETROLEUM CORPORATION LIMITED	0.44%
INDIAN OIL CORPORATION LIMITED	0.42%
<b>Equity Total</b>	<b>87.64%</b>
<b>Money Market Total</b>	<b>12.28%</b>
<b>Current Assets</b>	<b>0.08%</b>
<b>Total</b>	<b>100.00%</b>

## AUM (in ₹ crs.)



## Sector Allocation as per National Industrial Classification 2008





# INVESTMENT INSIGHT

Pension Energy Fund 2 (ULIF06501/01/10PENRGYYF02121)

Fund Report as on 31st March 2024

## Investment Objective

Provide high rate of return in the long term through high exposure to equity investments in Energy and allied sectors, while recognizing that there is a significant probability of negative returns in the short term. The risk appetite is high.

## Fund Details

**Fund Manager:** Mr. Umesh Patel

**NAV as on 31st March 24:** ₹ 50.2705

**Inception Date:** 11<sup>th</sup> January 2010

**Benchmark:** Reliance Nippon Life

ENERGY INDEX

**AUM as on 31st March 24:** ₹ 3.72 Crs.

## Asset Allocation

	Range (%)	Actual (%)
Equity	00-100	90
Gsec / Debt	00-00	-
MMI / Others	00-100	10

## Returns

Period	Fund Returns	Index Returns
Last 1 Month	3.16%	2.08%
Last 6 Months	43.78%	43.71%
Last 1 Year	77.09%	75.01%
Last 2 Years	38.12%	31.15%
Last 3 Years	36.24%	34.63%
Since Inception	12.02%	11.39%

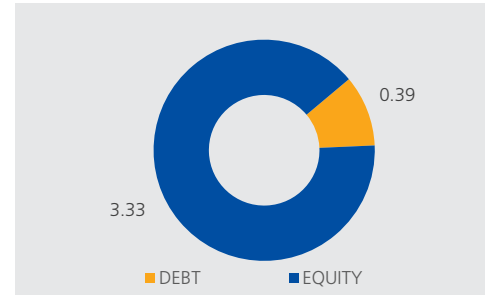
**Note:** Returns less than one year are absolute returns and more than one year compounded returns.

Past performance is not indicative of future performance

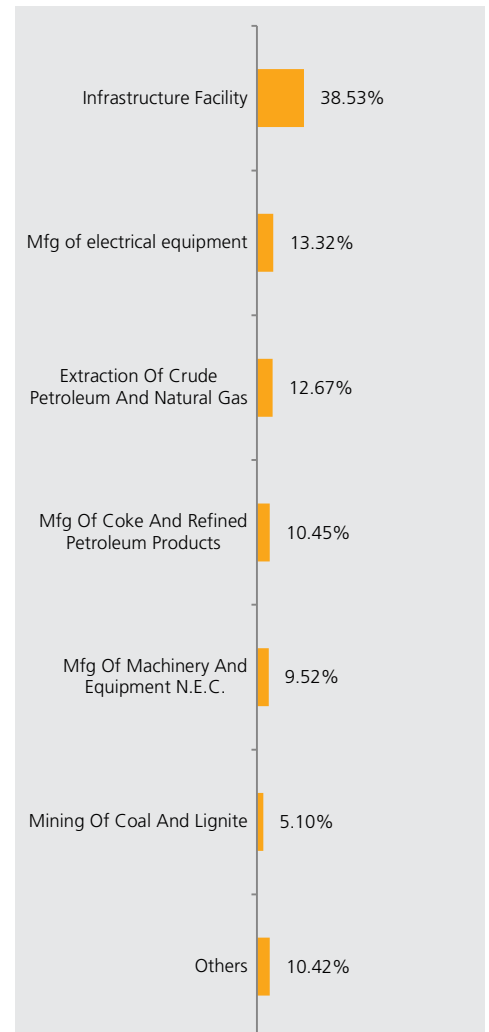
## Portfolio

Name of Instrument	% to AUM
RELIANCE INDUSTRIES LTD.	9.06%
ONGCFV-5	8.60%
POWER GRID CORP OF INDIA LTD	8.52%
NTPC LIMITED	8.51%
KIRLOSKAR CUMMINS	6.32%
GAS AUTHORITY OF INDIA LTD.	5.78%
COAL INDIA LIMITED	5.10%
NHPC LIMITED	4.93%
SIEMENS LIMITED	4.59%
TATA POWER CO. LTD.FV-1	4.48%
OIL INDIA LIMITED	4.07%
HAVELLS INDIA LIMITED	4.03%
VOLTAS LTD	3.19%
JSW ENERGY LIMITED	3.18%
CG POWER AND INDUSTRIAL SOLUTIONS LTD	2.75%
ABB INDIA LIMITED	1.95%
PETRONET LNG LIMITED	1.94%
TORRENT POWER LIMITED	1.19%
BHARAT PETROLEUM CORP. LTD.	0.49%
HINDUSTAN PETROLEUM CORPORATION LIMITED	0.46%
INDIAN OIL CORPORATION LIMITED	0.44%
<b>Equity Total</b>	<b>89.58%</b>
<b>Money Market Total</b>	<b>10.42%</b>
<b>Current Assets</b>	<b>0.00%</b>
<b>Total</b>	<b>100.00%</b>

## AUM (in ₹ crs.)



## Sector Allocation as per National Industrial Classification 2008



# INVESTMENT INSIGHT

Health Energy Fund 1 (ULIF06001/02/08HENERGYF01121)

Fund Report as on 31st March 2024

## Investment Objective

Provide high rate of return in the long term through high exposure to equity investments in Energy and allied sectors, while recognizing that there is a significant probability of negative returns in the short term. The risk appetite is high.

## Fund Details

**Fund Manager:** Mr. Umesh Patel

**NAV as on 31st March 24:** ₹ 53.8416

**Inception Date:** 06<sup>th</sup> August 2008

**Benchmark:** Reliance Nippon Life

ENERGY INDEX

**AUM as on 31st March 24:** ₹ 0.12 Crs.

## Asset Allocation

	Range (%)	Actual (%)
Equity	00-100	87
Gsec / Debt	00-00	-
MMI / Others	00-100	13

## Returns

Period	Fund Returns	Index Returns
Last 1 Month	3.25%	2.08%
Last 6 Months	41.20%	43.71%
Last 1 Year	71.91%	75.01%
Last 2 Years	36.01%	31.15%
Last 3 Years	34.89%	34.63%
Since Inception	11.35%	12.12%

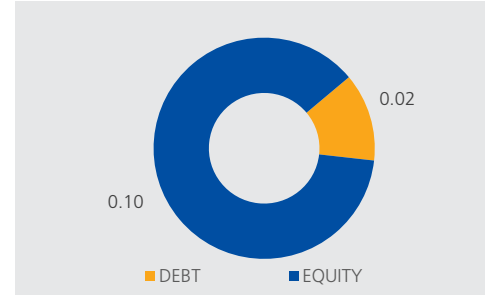
**Note:** Returns less than one year are absolute returns and more than one year compounded returns.

Past performance is not indicative of future performance

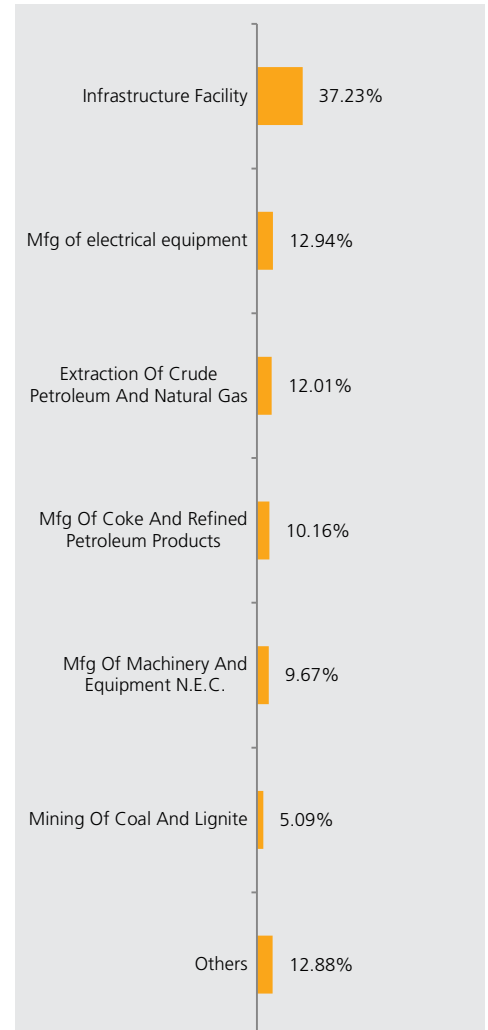
## Portfolio

Name of Instrument	% to AUM
RELIANCE INDUSTRIES LTD.	8.84%
NTPC LIMITED	8.34%
POWER GRID CORP OF INDIA LTD	8.15%
ONGCFV-5	8.14%
KIRLOSKAR CUMMINS	6.39%
GAS AUTHORITY OF INDIA LTD.	5.66%
COAL INDIA LIMITED	5.09%
NHPC LIMITED	4.67%
SIEMENS LIMITED	4.57%
TATA POWER CO. LTD.FV-1	4.26%
HAVELLS INDIA LIMITED	3.99%
OIL INDIA LIMITED	3.88%
VOLTAS LTD	3.28%
JSW ENERGY LIMITED	3.10%
CG POWER AND INDUSTRIAL SOLUTIONS LTD	2.76%
PETRONET LNG LIMITED	1.90%
ABB INDIA LIMITED	1.62%
TORRENT POWER LIMITED	1.15%
BHARAT PETROLEUM CORP. LTD.	0.46%
HINDUSTAN PETROLEUM CORPORATION LIMITED	0.44%
INDIAN OIL CORPORATION LIMITED	0.41%
<b>Equity Total</b>	<b>87.12%</b>
<b>Money Market Total</b>	<b>12.81%</b>
<b>Current Assets</b>	<b>0.07%</b>
<b>Total</b>	<b>100.00%</b>

## AUM (in ₹ crs.)



## Sector Allocation as per National Industrial Classification 2008



# INVESTMENT INSIGHT

Pension Midcap Fund 2 (ULIF05101/01/10PMIDCAPF02121)

Fund Report as on 31st March 2024

## Investment Objective

Provide high rate of return in the long term through high exposure to equity investments in Midcap companies. While recognizing that there is significant probability of negative returns in the short term. The risk appetite is high.

## Fund Details

**Fund Manager:** Mr. Umesh Patel

**NAV as on 31st March 24:** ₹ 63.9638

**Inception Date:** 11<sup>th</sup> January 2010

**Benchmark:** Nifty Midcap 50: 100%

**AUM as on 31st March 24:** ₹ 7.12 Crs.

## Asset Allocation

	Range (%)	Actual (%)
Equity	00-100	89
Gsec / Debt	00-00	-
MMI / Others	00-100	11

## Returns

Period	Fund Returns	Index Returns
Last 1 Month	-0.61%	-1.60%
Last 6 Months	16.22%	16.49%
Last 1 Year	55.06%	59.76%
Last 2 Years	24.71%	28.56%
Last 3 Years	24.46%	25.94%
Since Inception	13.93%	11.82%

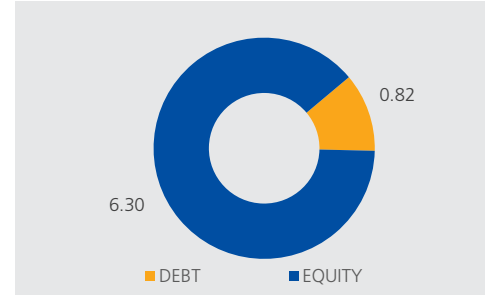
**Note:** Returns less than one year are absolute returns and more than one year compounded returns.

Past performance is not indicative of future performance

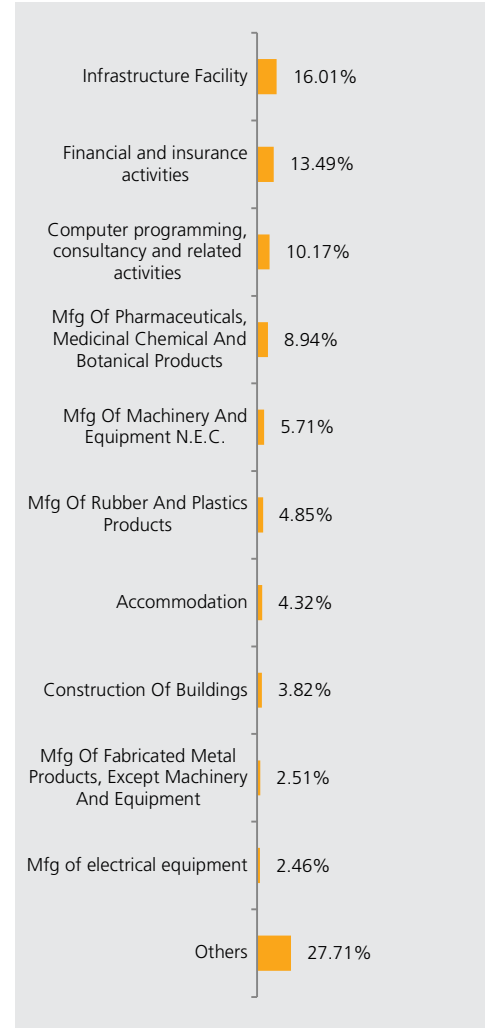
## Portfolio

Name of Instrument	% to AUM
THE INDIAN HOTELS CO LTD	4.32%
COFORGE LIMITED	3.45%
KIRLOSKAR CUMMINS	3.39%
ASTRAL LIMITED	3.28%
AUROBINDO PHARMA LIMITED	3.10%
CONTAINER CORPORATION OF INDIA LIMITED	3.04%
THE FEDERAL BANK LIMITED	2.93%
HDFC ASSET MANAGEMENT COMPANY LIMITED	2.93%
PERSISTENT SYSTEMS LIMITED	2.87%
TATA COMMUNICATIONS LTD.	2.86%
INDUS TOWERS LIMITED	2.84%
ALKEM LABORATORIES LIMITED	2.56%
BHARAT FORGE	2.51%
POLYCAB INDIA LIMITED	2.46%
ORACLE FINANCIAL SERVICES SOFTWARE LTD	2.44%
LUPIN LIMITEDFV-2	2.23%
STEEL AUTHORITY OF INDIA LIMITED	2.19%
NMDC LIMITED	2.03%
GODREJ PROPERTIES LIMITED	2.03%
ASHOK LEYLAND LIMITED	1.90%
MAHINDRA & MAHINDRA FINANCIAL SERVICES LIMITED	1.82%
OBEROI REALTY LIMITED	1.79%
ACC LIMITED	1.71%
PETRONET LNG LIMITED	1.70%
MAX FINANCIAL SERVICES LIMITED	1.57%
BALKRISHNA INDUSTRIES LIMITED	1.57%
GUJARAT GAS LIMITED	1.53%
POWER FINANCE CORPORATION LTD	1.51%
RURAL ELECTRIFICATION CORPORATION LTD	1.51%
VOLTAS LTD	1.51%
HINDUSTAN PETROLEUM CORPORATION LIMITED	1.34%
MANKIND PHARMA LIMITED	1.28%
SANOFI INDIA LIMITED	1.05%
L&T TECHNOLOGY SERVICES LIMITED	1.03%
GAS AUTHORITY OF INDIA LTD.	1.02%
UNITED BREWERIES LIMITED	1.02%
SBFC FINANCE LIMITED	0.97%
ESCORTS KUBOTA LIMITED	0.81%
BHARAT HEAVY ELECTRICALS LTD.FV-2	0.81%
AARTI INDUSTRIES LIMITED	0.79%
UNION BANK OF INDIA	0.78%
ZOMATO LIMITED	0.77%
PUNJAB NATIONAL BANK	0.75%
SHRIRAM FINANCE LIMITED	0.75%
GUJARAT FLUORO CHEMICALS LIMITED	0.71%
DALMIA BHARAT LIMITED	0.58%
HINDUSTAN AERONAUTICS LIMITED	0.56%
TRENT LTD	0.54%
KARUR VYSYA BANK LIMITED	0.50%
RBL BANK LIMITED	0.49%
MPHASIS LIMITED	0.38%
<b>Equity Total</b>	<b>88.52%</b>
<b>Money Market Total</b>	<b>4.41%</b>
<b>Current Assets</b>	<b>7.07%</b>
<b>Total</b>	<b>100.00%</b>

## AUM (in ₹ crs.)



## Sector Allocation as per National Industrial Classification 2008



# INVESTMENT INSIGHT

Health Midcap Fund 1 (ULIF06201/02/08HMIDCAPF01121)

Fund Report as on 31st March 2024

## Investment Objective

Provide high rate of return in the long term through high exposure to equity investments in Midcap companies. While recognizing that there is significant probability of negative returns in the short term. The risk appetite is high.

## Fund Details

**Fund Manager:** Mr. Umesh Patel

**NAV as on 31st March 24:** ₹ 71.9679

**Inception Date:** 06<sup>th</sup> August 2008

**Benchmark:** Nifty Midcap 50: 100%

**AUM as on 31st March 24:** ₹ 0.45 Crs.

## Asset Allocation

	Range (%)	Actual (%)
Equity	00-100	86
Gsec / Debt	00-00	-
MMI / Others	00-100	14

## Returns

Period	Fund Returns	Index Returns
Last 1 Month	-0.40%	-1.60%
Last 6 Months	16.32%	16.49%
Last 1 Year	54.92%	59.76%
Last 2 Years	24.57%	28.56%
Last 3 Years	24.12%	25.94%
Since Inception	13.43%	12.24%

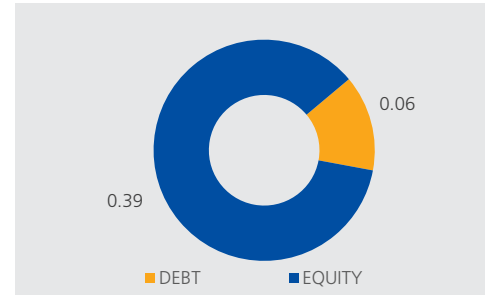
**Note:** Returns less than one year are absolute returns and more than one year compounded returns.

Past performance is not indicative of future performance

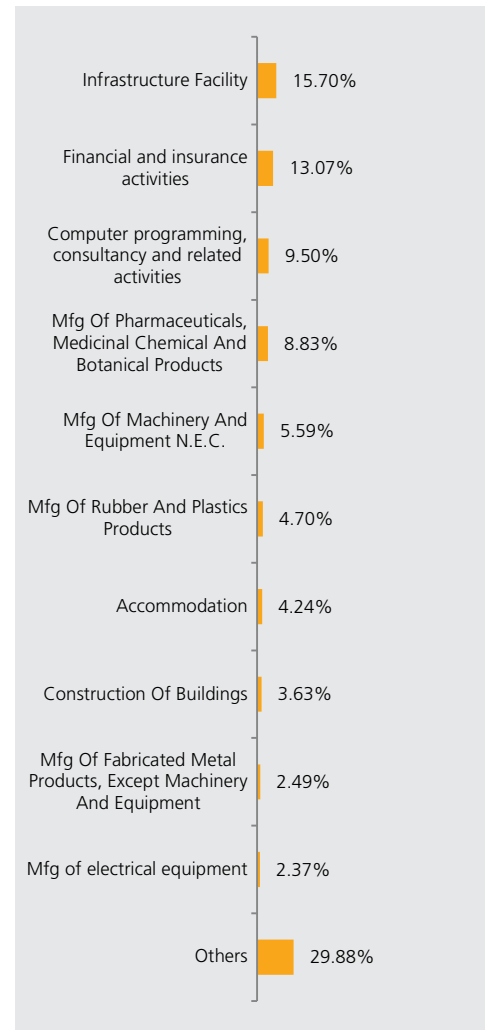
## Portfolio

Name of Instrument	% to AUM
THE INDIAN HOTELS CO LTD	4.24%
KIRLOSKAR CUMMINS	3.35%
COFORGE LIMITED	3.31%
ASTRAL LIMITED	3.15%
AUROBINDO PHARMA LIMITED	3.08%
CONTAINER CORPORATION OF INDIA LIMITED	3.03%
THE FEDERAL BANK LIMITED	2.80%
TATA COMMUNICATIONS LTD.	2.73%
INDUS TOWERS LIMITED	2.73%
HDFC ASSET MANAGEMENT COMPANY LIMITED	2.68%
BHARAT FORGE	2.49%
PERSISTENT SYSTEMS LIMITED	2.49%
ALKEM LABORATORIES LIMITED	2.42%
POLYCAB INDIA LIMITED	2.37%
ORACLE FINANCIAL SERVICES SOFTWARE LTD	2.35%
LUPIN LIMITEDFV-2	2.23%
STEEL AUTHORITY OF INDIA LIMITED	2.21%
GODREJ PROPERTIES LIMITED	2.05%
ASHOK LEYLAND LIMITED	1.90%
NMDC LIMITED	1.87%
MAHINDRA & MAHINDRA FINANCIAL SERVICES LIMITED	1.83%
PETRONET LNG LIMITED	1.70%
ACC LIMITED	1.61%
OBEROI REALTY LIMITED	1.58%
MAX FINANCIAL SERVICES LIMITED	1.56%
BALKRISHNA INDUSTRIES LIMITED	1.55%
POWER FINANCE CORPORATION LTD	1.51%
RURAL ELECTRIFICATION CORPORATION LTD	1.51%
VOLTAS LTD	1.50%
GUJARAT GAS LIMITED	1.46%
HINDUSTAN PETROLEUM CORPORATION LIMITED	1.28%
MANKIND PHARMA LIMITED	1.28%
SANOFI INDIA LIMITED	1.09%
GAS AUTHORITY OF INDIA LTD.	1.03%
UNITED BREWERIES LIMITED	1.01%
L&T TECHNOLOGY SERVICES LIMITED	0.98%
SBFC FINANCE LIMITED	0.93%
BHARAT HEAVY ELECTRICALS LTD.FV-2	0.82%
AARTI INDUSTRIES LIMITED	0.80%
UNION BANK OF INDIA	0.78%
ZOMATO LIMITED	0.77%
PUNJAB NATIONAL BANK	0.75%
ESCORTS KUBOTA LIMITED	0.74%
SHRIRAM FINANCE LIMITED	0.74%
GUJARAT FLUORO CHEMICALS LIMITED	0.69%
DALMIA BHARAT LIMITED	0.56%
TRENT LTD	0.53%
HINDUSTAN AERONAUTICS LIMITED	0.52%
KARUR VYSYA BANK LIMITED	0.51%
RBL BANK LIMITED	0.49%
MPHASIS LIMITED	0.37%
<b>Equity Total</b>	<b>85.97%</b>
<b>Money Market Total</b>	<b>7.66%</b>
<b>Current Assets</b>	<b>6.38%</b>
<b>Total</b>	<b>100.00%</b>

## AUM (in ₹ crs.)



## Sector Allocation as per National Industrial Classification 2008



# INVESTMENT INSIGHT

Life Super Growth Fund 1 (ULIF01009/04/07LSPRGRWT01121)

Fund Report as on 31st March 2024

## Investment Objective

Provide high real rate of return in the long term through high exposure to equity investments, while recognizing that there is significant probability of negative returns in the short term, which will be moderated through some exposure to debt. The risk appetite is 'high'.

## Fund Details

**Fund Manager:** Mr. Jagdish Bhanushali (Equity) & Mr. Rahul Sangle (Debt)

**NAV as on 31st March 24:** ₹ 49.1095

**Inception Date:** 28<sup>th</sup> May 2007

**Benchmark:** CRISIL Composite Bond Index: 20%; Sensex 50: 80%

**AUM as on 31st March 24:** ₹ 13.94 Crs.

**Modified Duration of Debt Portfolio:** 7.33 years

**YTM of Debt Portfolio:** 7.10%

## Asset Allocation

	Range (%)	Actual (%)
Equity	00-80	79
Gsec / Debt / MMI / Others	20-100	21

## Returns

Period	Fund Returns	Index Returns
Last 1 Month	1.41%	1.41%
Last 6 Months	11.53%	11.93%
Last 1 Year	24.08%	24.18%
Last 2 Years	12.18%	11.84%
Last 3 Years	13.77%	13.28%
Since Inception	9.90%	10.22%

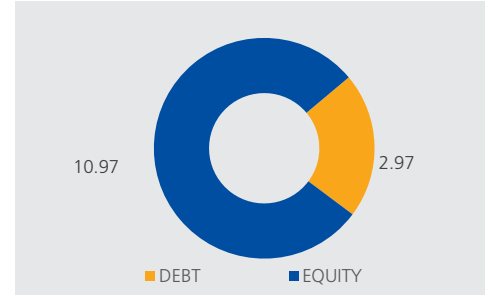
**Note:** Returns less than one year are absolute returns and more than one year compounded returns.

Past performance is not indicative of future performance

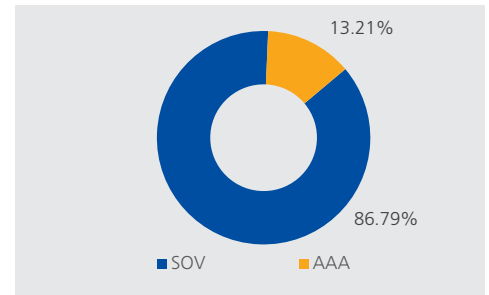
## Portfolio

Name of Instrument	% to AUM
7.18% GOI CG 24-07-2037	4.86%
7.26% GOI CG 06-02-2033	3.95%
GSEC STRIP 12.09.2028	3.40%
7.38% GOI CG 20-06-2027	2.43%
7.30% GOI CG 19-06-2053	1.24%
7.25% GOI CG 12-06-2063	0.88%
7.50% GOI CG 10-08-2034	0.66%
7.66% HARYANA SDL 31.01.2036	0.62%
7.10% GOI CG 18-04-2029	0.29%
<b>Gilts Total</b>	<b>18.33%</b>
HDFC BANK LTD.FV-2	8.34%
RELIANCE INDUSTRIES LTD.	8.22%
ICICI BANK LTD.FV-2	6.78%
INFOSYS LIMITED	4.31%
LARSEN&TUBRO	4.19%
TATA CONSULTANCY SERVICES LTD.	3.46%
ITC - FV 1	3.39%
KOTAK MAHINDRA BANK LIMITED_FV5	2.92%
BHARTI AIRTEL LIMITED	2.57%
STATE BANK OF INDIAFV-1	2.50%
SUN PHARMACEUTICAL INDUSTRIES LTD.FV-1	2.49%
NTPC LIMITED	2.37%
TATA MOTORS LTD.FV-2	1.92%
TITAN COMPANY LIMITED	1.76%
AXIS BANK LIMITEDFV-2	1.62%
INDUSIND BANK LIMITED	1.61%
HINDUSTAN LEVER LTD.	1.55%
MARUTI UDYOG LTD.	1.52%
BAJAJ FINSERV LIMITED	1.41%
MAHINDRA & MAHINDRA LTD.-FV5	1.35%
BAJAJ FINANCE LIMITED	1.20%
ULTRATECH CEMCO LTD	1.19%
COAL INDIA LIMITED	1.16%
POWER GRID CORP OF INDIA LTD	1.15%
HERO MOTOCORP LIMITED	1.11%
TATA CONSUMER PRODUCTS LIMITED	1.00%
GRASIM INDUSTRIES LTD.	0.92%
HCL TECHNOLOGIES LIMITED	0.89%
NESTLE INDIA LIMITED	0.88%
CIPLA LTD.	0.87%
ASIAN PAINTS LIMITEDFV-1	0.82%
INDUS TOWERS LIMITED	0.73%
TECH MAHINDRA LIMITEDFV-5	0.67%
HINDALCO INDUSTRIES LTD FV RE 1	0.49%
HDFC STANDARD LIFE INSURANCE COMPANY LIMITED	0.44%
DR. REDDY LABORATORIES	0.44%
SBI LIFE INSURANCE COMPANY LIMITED	0.40%
GRASIM INDUSTRIES LTD - PARTLY PAID	0.01%
<b>Equity Total</b>	<b>78.67%</b>
<b>Money Market Total</b>	<b>2.79%</b>
<b>Current Assets</b>	<b>0.21%</b>
<b>Total</b>	<b>100.00%</b>

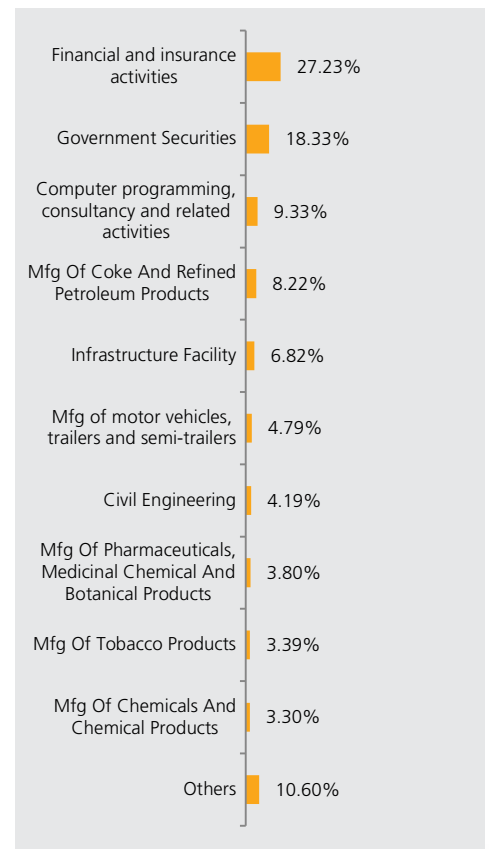
## AUM (in ₹ crs.)



## Rating Profile



## Sector Allocation as per National Industrial Classification 2008



# INVESTMENT INSIGHT

Life Super Growth Fund 2 (ULIF04701/01/10LSPRGRWT02121)

Fund Report as on 31st March 2024

## Investment Objective

Provide high real rate of return in the long term through high exposure to equity investments, while recognizing that there is significant probability of negative returns in the short term, which will be moderated through some exposure to debt. The risk appetite is 'high'.

## Fund Details

**Fund Manager:** Mr. Jagdish Bhanushali (Equity) & Mr. Rahul Sangle (Debt)

**NAV as on 31st March 24:** ₹ 40.9369

**Inception Date:** 11<sup>th</sup> January 2010

**Benchmark:** CRISIL Composite Bond Index: 20%; Sensex 50: 80%

**AUM as on 31st March 24:** ₹ 1.04 Crs.

**Modified Duration of Debt Portfolio:**

6.39 years

**YTM of Debt Portfolio:** 7.08%

## Asset Allocation

	Range (%)	Actual (%)
Equity	00-80	74
Gsec / Debt / MMI / Others	20-100	26

## Returns

Period	Fund Returns	Index Returns
Last 1 Month	1.43%	1.41%
Last 6 Months	11.94%	11.93%
Last 1 Year	23.77%	24.18%
Last 2 Years	11.72%	11.84%
Last 3 Years	13.33%	13.28%
Since Inception	10.41%	10.37%

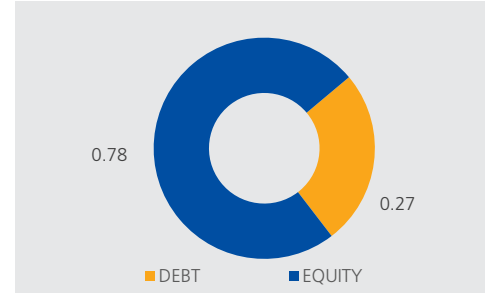
**Note:** Returns less than one year are absolute returns and more than one year compounded returns.

Past performance is not indicative of future performance

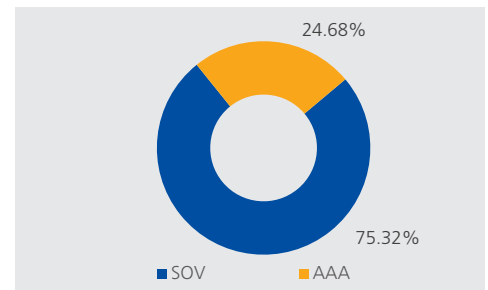
## Portfolio

Name of Instrument	% to AUM
7.26% GOI CG 06-02-2033	13.47%
6.54% GOI 17.01.2032	4.64%
7.30% GOI CG 19-06-2053	0.49%
7.10% GOI CG 18-04-2029	0.29%
7.18% GOI CG 24-07-2037	0.19%
7.38% GOI CG 20-06-2027	0.10%
<b>Gilts Total</b>	<b>19.17%</b>
RELIANCE INDUSTRIES LTD.	7.57%
HDFC BANK LTD.FV-2	7.21%
ICICI BANK LTD.FV-2	6.18%
INFOSYS LIMITED	4.26%
LARSEN&TUBRO	3.25%
STATE BANK OF INDIAFV-1	2.95%
ITC - FV 1	2.94%
TATA CONSULTANCY SERVICES LTD.	2.75%
BHARTI AIRTEL LIMITED	2.57%
SUN PHARMACEUTICAL INDUSTRIES LTD.FV-1	2.47%
KOTAK MAHINDRA BANK LIMITED_FV5	2.39%
TATA MOTORS LTD.FV-2	2.25%
NTPC LIMITED	2.16%
AXIS BANK LIMITEDFV-2	1.62%
TITAN COMPANY LIMITED	1.42%
ULTRATECH CEMCO LTD	1.40%
MARUTI UDYOG LTD.	1.33%
COAL INDIA LIMITED	1.31%
HINDUSTAN LEVER LTD.	1.30%
INDUSIND BANK LIMITED	1.28%
BAJAJ FINSERV LIMITED	1.13%
POWER GRID CORP OF INDIA LTD	1.12%
HERO MOTOCORP LIMITED	1.09%
MAHINDRA & MAHINDRA LTD.-FV5	1.05%
HCL TECHNOLOGIES LIMITED	1.04%
BAJAJ FINANCE LIMITED	0.90%
JIO FINANCIAL SERVICES LIMITED	0.82%
TATA CONSUMER PRODUCTS LIMITED	0.80%
BAJAJ AUTO LTD	0.79%
NESTLE INDIA LIMITED	0.75%
GRASIM INDUSTRIES LTD.	0.70%
APOLLO HOSPITALS ENTERPRISE LIMITED	0.67%
CIPLA LTD.	0.63%
INDUS TOWERS LIMITED	0.56%
TECH MAHINDRA LIMITEDFV-5	0.54%
UNION BANK OF INDIA	0.49%
DR. REDDY LABORATORIES	0.47%
HINDALCO INDUSTRIES LTD FV RE 1	0.42%
BHARAT PETROLEUM CORP. LTD.	0.38%
ASIAN PAINTS LIMITEDFV-1	0.35%
SBI LIFE INSURANCE COMPANY LIMITED	0.33%
TATA IRON & STEEL COMPANY LTD	0.27%
WIPRO	0.19%
BRITANNIA INDUSTRIES LTD	0.19%
GRASIM INDUSTRIES LTD - PARTLY PAID	0.01%
<b>Equity Total</b>	<b>74.32%</b>
<b>Money Market Total</b>	<b>6.28%</b>
<b>Current Assets</b>	<b>0.23%</b>
<b>Total</b>	<b>100.00%</b>

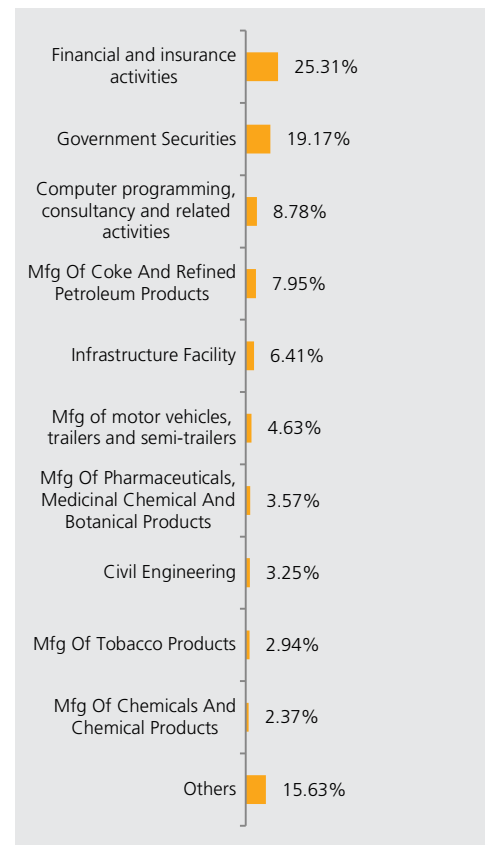
## AUM (in ₹ crs.)



## Rating Profile



## Sector Allocation as per National Industrial Classification 2008



# INVESTMENT INSIGHT

Health Super Growth Fund 1 (ULIF01701/02/08HSPRGRWT01121)

Fund Report as on 31st March 2024

## Investment Objective

Provide high real rate of return in the long term through high exposure to equity investments, while recognizing that there is significant probability of negative returns in the short term, which will be moderated through some exposure to debt. The risk appetite is 'high'.

## Fund Details

**Fund Manager:** Mr. Jagdish Bhanushali (Equity) & Mr. Rahul Sangle (Debt)

**NAV as on 31st March 24:** ₹ 40.1131

**Inception Date:** 27<sup>th</sup> February 2008

**Benchmark:** CRISIL Composite Bond Index: 20%; Sensex50: 80%

**AUM as on 31st March 24:** ₹ 1.34 Crs.

**Modified Duration of Debt Portfolio:**

7.14 years

**YTM of Debt Portfolio:** 7.10%

## Asset Allocation

	Range (%)	Actual (%)
Equity	00-80	74
Gsec / Debt / MMI / Others	20-100	26

## Returns

Period	Fund Returns	Index Returns
Last 1 Month	1.40%	1.41%
Last 6 Months	11.54%	11.93%
Last 1 Year	23.79%	24.18%
Last 2 Years	11.77%	11.84%
Last 3 Years	13.42%	13.28%
Since Inception	9.01%	9.44%

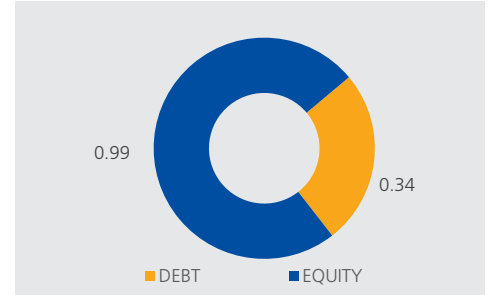
**Note:** Returns less than one year are absolute returns and more than one year compounded returns.

Past performance is not indicative of future performance

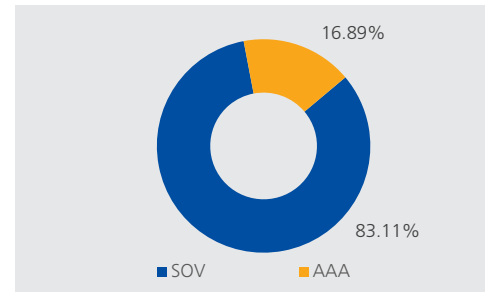
## Portfolio

Name of Instrument	% to AUM
7.26% GOI CG 06-02-2033	10.74%
7.50% GOI CG 10-08-2034	5.24%
7.30% GOI CG 19-06-2053	1.19%
6.54% GOI 17.01.2032	1.16%
7.25% GOI CG 12-06-2063	0.91%
7.18% GOI CG 24-07-2037	0.62%
7.66% HARYANA SDL 31.01.2036	0.53%
7.10% GOI CG 18-04-2029	0.34%
7.38% GOI CG 20-06-2027	0.32%
<b>Gilts Total</b>	<b>21.05%</b>
HDFC BANK LTD.FV-2	7.66%
RELIANCE INDUSTRIES LTD.	7.61%
ICICI BANK LTD.FV-2	6.24%
INFOSYS LIMITED	3.99%
LARSEN&TUBRO	3.97%
TATA CONSULTANCY SERVICES LTD.	3.34%
ITC - FV 1	3.31%
KOTAK MAHINDRA BANK LIMITED_FV5	2.77%
SUN PHARMACEUTICAL INDUSTRIES LTD.FV-1	2.45%
BHARTI AIRTEL LIMITED	2.44%
STATE BANK OF INDIAFV-1	2.29%
NTPC LIMITED	2.25%
TATA MOTORS LTD.FV-2	1.77%
TITAN COMPANY LIMITED	1.62%
INDUSIND BANK LIMITED	1.57%
MARUTI UDYOG LTD.	1.51%
AXIS BANK LIMITEDFV-2	1.49%
HINDUSTAN LEVER LTD.	1.47%
BAJAJ FINSERV LIMITED	1.39%
MAHINDRA & MAHINDRA LTD.-FV5	1.29%
BAJAJ FINANCE LIMITED	1.14%
POWER GRID CORP OF INDIA LTD	1.13%
ULTRATECH CEMCO LTD	1.09%
HERO MOTOCORP LIMITED	1.06%
COAL INDIA LIMITED	1.01%
TATA CONSUMER PRODUCTS LIMITED	0.98%
HCL TECHNOLOGIES LIMITED	0.91%
GRASIM INDUSTRIES LTD.	0.91%
NESTLE INDIA LIMITED	0.79%
ASIAN PAINTS LIMITEDFV-1	0.75%
INDUS TOWERS LIMITED	0.69%
TECH MAHINDRA LIMITEDFV-5	0.66%
UNION BANK OF INDIA	0.61%
CIPLA LTD.	0.57%
HINDALCO INDUSTRIES LTD FV RE 1	0.49%
HDFC STANDARD LIFE INSURANCE COMPANY LIMITED	0.42%
SBI LIFE INSURANCE COMPANY LIMITED	0.39%
WIPRO	0.21%
BRITANNIA INDUSTRIES LTD	0.18%
GRASIM INDUSTRIES LTD - PARTLY PAID	0.02%
<b>Equity Total</b>	<b>74.42%</b>
<b>Money Market Total</b>	<b>4.28%</b>
<b>Current Assets</b>	<b>0.25%</b>
<b>Total</b>	<b>100.00%</b>

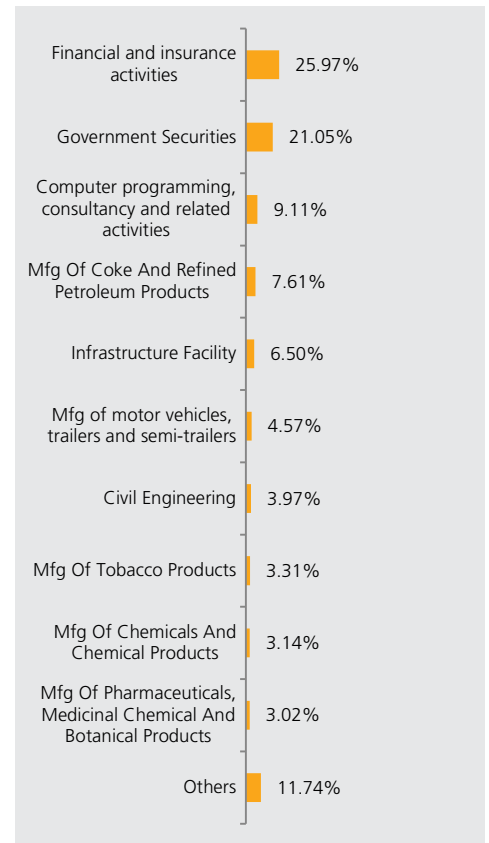
## AUM (in ₹ crs.)



## Rating Profile



## Sector Allocation as per National Industrial Classification 2008



# INVESTMENT INSIGHT

Life High Growth Fund 1 (ULIF00728/02/07LHIGROWT01121)

Fund Report as on 31st March 2024

## Investment Objective

Provide, in the long term, returns which are significantly higher than the inflation rate, through high exposure to equity investments, while recognizing that there is some probability of negative returns in the short term. The risk appetite is 'moderate to high'.

## Fund Details

**Fund Manager:** Mr. Jagdish Bhanushali

(Equity) & Mr. Rahul Sangle (Debt)

**NAV as on 31st March 24:** ₹ 47.1705

**Inception Date:** 1<sup>st</sup> March 2007

**Benchmark:** N.A

**AUM as on 31st March 24:** ₹ 18.79 Crs.

**Modified Duration of Debt Portfolio:**

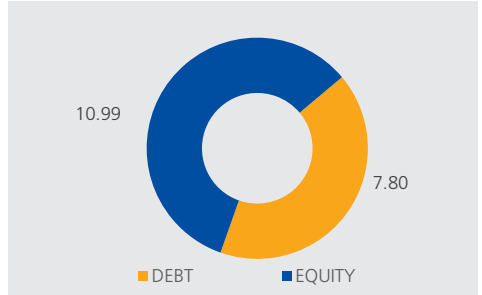
6.89 years

**YTM of Debt Portfolio:** 7.10%

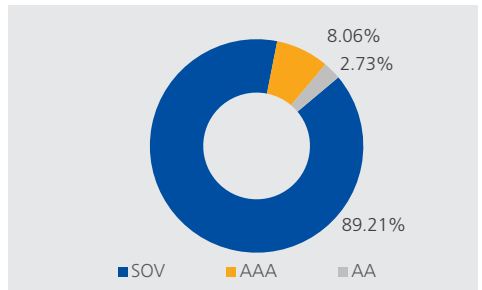
## Portfolio

Name of Instrument	% to AUM
6.75% PCHFL NCD 26-09-2031	1.12%
<b>Bonds/Debentures Total</b>	<b>1.12%</b>
7.26% GOI CG 06-02-2033	10.05%
7.18% GOI 14.08.2033	9.71%
7.18% GOI CG 24-07-2037	4.63%
GSEC STRIP 12.09.2028	4.20%
7.30% GOI CG 19-06-2053	2.43%
7.38% GOI CG 20-06-2027	2.32%
6.54% GOI 17.01.2032	1.32%
7.66% HARYANA SDL 31.01.2036	1.25%
7.10% GOI CG 18-04-2029	0.49%
7.50% GOI CG 10-08-2034	0.25%
<b>Gilts Total</b>	<b>36.67%</b>
RELIANCE INDUSTRIES LTD.	6.24%
HDFC BANK LTD.FV-2	6.08%
ICICI BANK LTD.FV-2	4.82%
INFOSYS LIMITED	3.18%
LARSEN&TUBRO	2.65%
TATA CONSULTANCY SERVICES LTD.	2.61%
ITC - FV 1	2.37%
KOTAK MAHINDRA BANK LIMITED_FV5	1.90%
STATE BANK OF INDIAFV-1	1.82%
BHARTI AIRTEL LIMITED	1.80%
SUN PHARMACEUTICAL INDUSTRIES LTD.FV-1	1.56%
NTPC LIMITED	1.52%
TATA MOTORS LTD.FV-2	1.40%
TITAN COMPANY LIMITED	1.28%
MARUTI UDYOG LTD.	1.19%
AXIS BANK LIMITEDFV-2	1.19%
HINDUSTAN LEVER LTD.	1.13%
INDUSIND BANK LIMITED	1.13%
MAHINDRA & MAHINDRA LTD.-FV5	1.10%
BAJAJ FINANCE LIMITED	1.04%
BAJAJ FINSERV LIMITED	1.01%
BAJAJ AUTO LTD	0.92%
HERO MOTOCORP LIMITED	0.90%
ULTRATECH CEMCO LTD	0.87%
COAL INDIA LIMITED	0.85%
HINDALCO INDUSTRIES LTD FV RE 1	0.74%
POWER GRID CORP OF INDIA LTD	0.70%
HCL TECHNOLOGIES LIMITED	0.70%
CIPLA LTD.	0.70%
TATA CONSUMER PRODUCTS LIMITED	0.65%
GRASIM INDUSTRIES LTD.	0.64%
ASIAN PAINTS LIMITEDFV-1	0.57%
NESTLE INDIA LIMITED	0.52%
INDUS TOWERS LIMITED	0.51%
TECH MAHINDRA LIMITEDFV-5	0.48%
UNION BANK OF INDIA	0.46%
PVR INOX LIMITED	0.30%
SBI LIFE INSURANCE COMPANY LIMITED	0.29%
DR. REDDY LABORATORIES	0.27%
HDFC STANDARD LIFE INSURANCE COMPANY LIMITED	0.23%
WIPRO	0.16%
GRASIM INDUSTRIES LTD - PARTLY PAID	0.01%
<b>Equity Total</b>	<b>58.50%</b>
<b>Money Market Total</b>	<b>3.31%</b>
<b>Current Assets</b>	<b>0.40%</b>
<b>Total</b>	<b>100.00%</b>

## AUM (in ₹ crs.)



## Rating Profile



## Asset Allocation

	Range (%)	Actual (%)
Equity	00-60	58
Gsec / Debt / MMI / Others	40-100	42

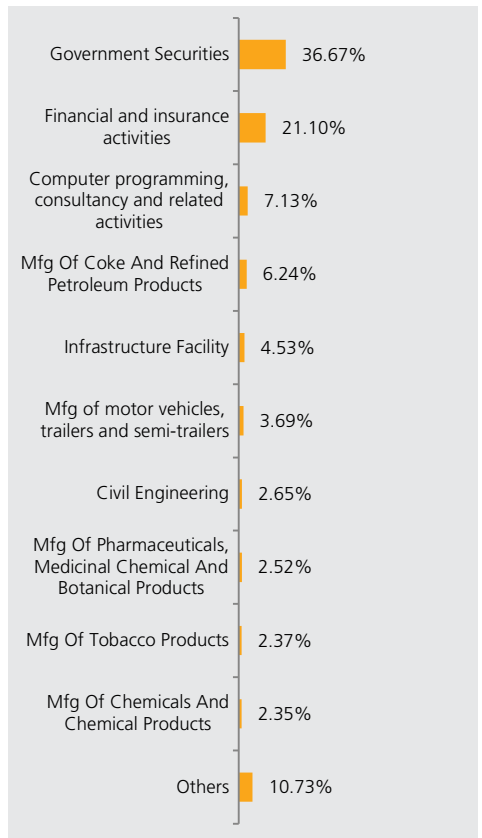
## Returns

Period	Fund Returns	Index Returns
Last 1 Month	1.30%	-
Last 6 Months	9.75%	-
Last 1 Year	19.48%	-
Last 2 Years	10.16%	-
Last 3 Years	11.21%	-
Since Inception	9.50%	-

**Note:** Returns less than one year are absolute returns and more than one year compounded returns.

Past performance is not indicative of future performance

## Sector Allocation as per National Industrial Classification 2008





# INVESTMENT INSIGHT

Life High Growth Fund 2 (ULIF05511/01/10LHIGROWT02121)

Fund Report as on 31st March 2024

## Investment Objective

Provide, in the long term, returns which are significantly higher than the inflation rate, through high exposure to equity investments, while recognizing that there is some probability of negative returns in the short term. The risk appetite is 'moderate to high'.

## Fund Details

**Fund Manager:** Mr. Jagdish Bhanushali (Equity) & Mr. Rahul Sangle (Debt)

**NAV as on 31st March 24:** ₹ 34.5723

**Inception Date:** 21<sup>st</sup> January 2010

**Benchmark:** CRISIL Composite Bond Index: 40%; Sensex 50: 60%

**AUM as on 31st March 24:** ₹ 1.17 Crs.

**Modified Duration of Debt Portfolio:**

6.94 years

**YTM of Debt Portfolio:** 7.09%

## Asset Allocation

	Range (%)	Actual (%)
Equity	00-60	56
Gsec / Debt / MMI / Others	40-100	44

## Returns

Period	Fund Returns	Index Returns
Last 1 Month	1.16%	1.25%
Last 6 Months	8.90%	10.02%
Last 1 Year	17.83%	20.06%
Last 2 Years	9.38%	10.45%
Last 3 Years	10.16%	11.40%
Since Inception	9.13%	10.04%

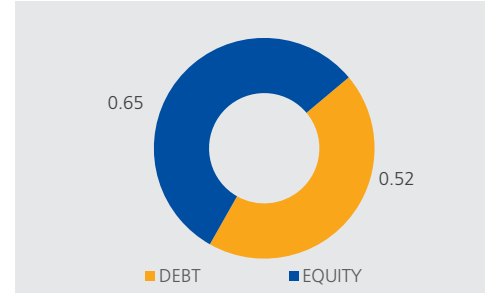
**Note:** Returns less than one year are absolute returns and more than one year compounded returns.

Past performance is not indicative of future performance

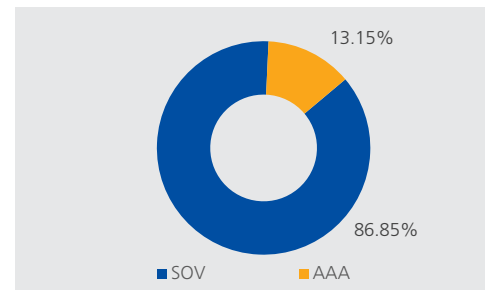
## Portfolio

Name of Instrument	% to AUM
7.26% GOI CG 06-02-2033	11.20%
6.54% GOI 17.01.2032	7.51%
7.18% GOI CG 24-07-2037	6.42%
7.18% GOI 14.08.2033	3.53%
7.38% GOI CG 20-06-2027	3.24%
7.30% GOI CG 19-06-2053	2.40%
7.25% GOI CG 12-06-2063	1.21%
7.50% GOI CG 10-08-2034	1.05%
7.66% HARYANA SDL 31.01.2036	1.04%
7.10% GOI CG 18-04-2029	0.43%
<b>Gilts Total</b>	<b>38.03%</b>
RELIANCE INDUSTRIES LTD.	5.93%
HDFC BANK LTD.FV-2	5.88%
ICICI BANK LTD.FV-2	4.53%
INFOSYS LIMITED	3.18%
LARSEN&TUBRO	2.38%
BHARTI AIRTEL LIMITED	2.26%
ITC - FV 1	2.24%
TATA CONSULTANCY SERVICES LTD.	2.15%
STATE BANK OF INDIAFV-1	1.99%
KOTAK MAHINDRA BANK LIMITED_FV5	1.80%
TATA MOTORS LTD.FV-2	1.77%
AXIS BANK LIMITEDFV-2	1.58%
SUN PHARMACEUTICAL INDUSTRIES LTD.FV-1	1.34%
NTPC LIMITED	1.25%
TITAN COMPANY LIMITED	1.17%
ULTRATECH CEMCO LTD	1.08%
MARUTI UDYOG LTD.	1.07%
BAJAJ FINANCE LIMITED	1.05%
COAL INDIA LIMITED	1.03%
HINDUSTAN LEVER LTD.	1.02%
BAJAJ FINSERV LIMITED	0.90%
HERO MOTOCORP LIMITED	0.85%
MAHINDRA & MAHINDRA LTD.-FV5	0.84%
INDUSIND BANK LIMITED	0.82%
BAJAJ AUTO LTD	0.62%
POWER GRID CORP OF INDIA LTD	0.62%
ASIAN PAINTS LIMITEDFV-1	0.61%
TATA CONSUMER PRODUCTS LIMITED	0.56%
GRASIM INDUSTRIES LTD.	0.55%
MPHASIS LIMITED	0.53%
DR. REDDY LABORATORIES	0.47%
HCL TECHNOLOGIES LIMITED	0.46%
NESTLE INDIA LIMITED	0.45%
INDUS TOWERS LIMITED	0.45%
TECH MAHINDRA LIMITEDFV-5	0.43%
CIPLA LTD.	0.42%
UNION BANK OF INDIA	0.39%
HINDALCO INDUSTRIES LTD FV RE 1	0.35%
BHARAT PETROLEUM CORP. LTD.	0.29%
SBI LIFE INSURANCE COMPANY LIMITED	0.26%
WIPRO	0.13%
GRASIM INDUSTRIES LTD - PARTLY PAID	0.01%
<b>Equity Total</b>	<b>55.69%</b>
<b>Money Market Total</b>	<b>5.76%</b>
<b>Current Assets</b>	<b>0.52%</b>
<b>Total</b>	<b>100.00%</b>

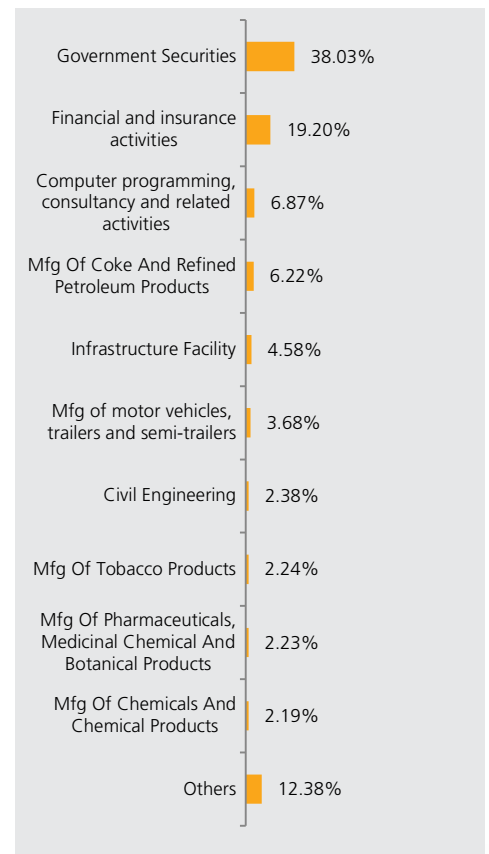
## AUM (in ₹ crs.)



## Rating Profile



## Sector Allocation as per National Industrial Classification 2008



# INVESTMENT INSIGHT

Life Growth Plus Fund 1 (ULIF00809/04/07LGRWTPLS01121)

Fund Report as on 31st March 2024

## Investment Objective

Provide, in the long term, returns which are significantly higher than the inflation rate, through high exposure to equity investments, while recognizing that there is some probability of negative returns in the short term. The risk appetite is 'moderate to high'.

## Fund Details

**Fund Manager:** Mr. Jagdish Bhanushali

(Equity) & Mr. Rahul Sangle (Debt)

**NAV as on 31st March 24:** ₹ 45.4946

**Inception Date:** 01<sup>st</sup> March 2007

**Benchmark:** N.A

**AUM as on 31st March 24:** ₹ 5.70 Crs.

**Modified Duration of Debt Portfolio:**

6.93 years

**YTM of Debt Portfolio:** 7.09%

## Asset Allocation

	Range (%)	Actual (%)
Equity	00-50	50
Gsec / Debt / MMI / Others	50-100	50

## Returns

Period	Fund Returns	Index Returns
Last 1 Month	1.11%	-
Last 6 Months	8.87%	-
Last 1 Year	17.42%	-
Last 2 Years	9.41%	-
Last 3 Years	9.93%	-
Since Inception	9.27%	-

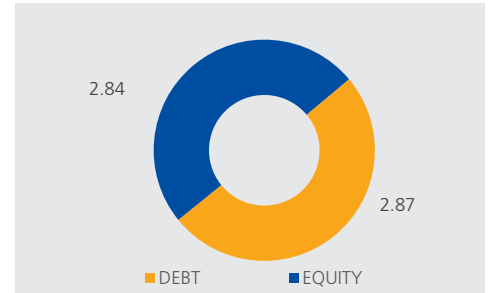
**Note:** Returns less than one year are absolute returns and more than one year compounded returns.

Past performance is not indicative of future performance

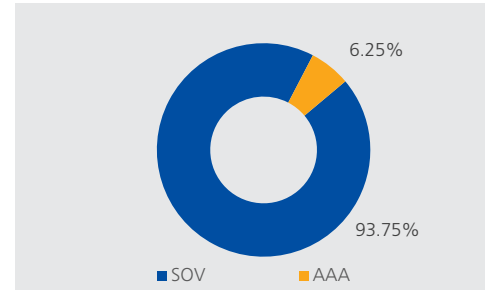
## Portfolio

Name of Instrument	% to AUM
7.26% GOI CG 06-02-2033	14.15%
7.18% GOI CG 24-07-2037	9.23%
6.54% GOI 17.01.2032	6.33%
7.18% GOI 14.08.2033	4.77%
7.38% GOI CG 20-06-2027	4.62%
7.30% GOI CG 19-06-2053	3.16%
7.66% HARYANA SDL 31.01.2036	1.73%
7.25% GOI CG 12-06-2063	1.03%
7.10% GOI CG 18-04-2029	0.81%
7.50% GOI CG 10-08-2034	0.78%
<b>Gilts Total</b>	<b>46.61%</b>
RELIANCE INDUSTRIES LTD.	5.25%
HDFC BANK LTD.FV-2	5.11%
ICICI BANK LTD.FV-2	4.09%
INFOSYS LIMITED	2.75%
LARSEN&TUBRO	2.33%
TATA CONSULTANCY SERVICES LTD.	2.21%
ITC - FV 1	2.06%
KOTAK MAHINDRA BANK LIMITED_FV5	1.61%
STATE BANK OF INDIAFV-1	1.60%
BHARTI AIRTEL LIMITED	1.60%
SUN PHARMACEUTICAL INDUSTRIES LTD.FV-1	1.39%
NTPC LIMITED	1.29%
TATA MOTORS LTD.FV-2	1.23%
TITAN COMPANY LIMITED	1.13%
INDUSIND BANK LIMITED	1.11%
AXIS BANK LIMITEDFV-2	1.04%
MARUTI UDYOG LTD.	1.04%
HINDUSTAN LEVER LTD.	0.99%
MAHINDRA & MAHINDRA LTD.-FV5	0.96%
BAJAJ FINSERV LIMITED	0.82%
ULTRATECH CEMCO LTD	0.77%
HERO MOTOCORP LIMITED	0.76%
HCL TECHNOLOGIES LIMITED	0.75%
COAL INDIA LIMITED	0.74%
TATA IRON & STEEL COMPANY LTD	0.74%
TATA CONSUMER PRODUCTS LIMITED	0.67%
POWER GRID CORP OF INDIA LTD	0.67%
NESTLE INDIA LIMITED	0.55%
BAJAJ FINANCE LIMITED	0.55%
GRASIM INDUSTRIES LTD.	0.54%
BAJAJ AUTO LTD	0.47%
HINDALCO INDUSTRIES LTD FV RE 1	0.45%
UNION BANK OF INDIA	0.41%
CIPLA LTD.	0.34%
TECH MAHINDRA LIMITEDFV-5	0.34%
ASIAN PAINTS LIMITEDFV-1	0.30%
PVR INOX LIMITED	0.28%
DR. REDDY LABORATORIES	0.28%
SBI LIFE INSURANCE COMPANY LIMITED	0.28%
HDFC STANDARD LIFE INSURANCE COMPANY LIMITED	0.23%
GRASIM INDUSTRIES LTD - PARTLY PAID	0.01%
<b>Equity Total</b>	<b>49.72%</b>
<b>Money Market Total</b>	<b>3.11%</b>
<b>Current Assets</b>	<b>0.56%</b>
<b>Total</b>	<b>100.00%</b>

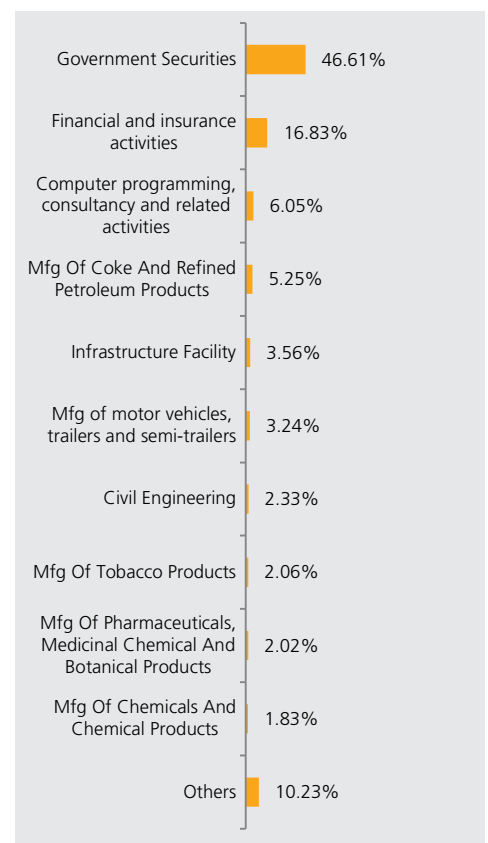
## AUM (in ₹ crs.)



## Rating Profile



## Sector Allocation as per National Industrial Classification 2008



# INVESTMENT INSIGHT

Life Growth Plus Fund 2 (ULIF04301/01/10LGRWTPLS02121)

Fund Report as on 31st March 2024

## Investment Objective

Provide, in the long term, returns which are significantly higher than the inflation rate, through high exposure to equity investments, while recognizing that there is some probability of negative returns in the short term. The risk appetite is 'moderate to high'.

## Fund Details

**Fund Manager:** Mr. Jagdish Bhanushali (Equity) & Mr. Rahul Sangle (Debt)

**NAV as on 31st March 24:** ₹ 34.1183

**Inception Date:** 11<sup>th</sup> January 2010

**Benchmark:** CRISIL Composite Bond Index: 50%; Sensex 50: 50%

**AUM as on 31st March 24:** ₹ 0.58 Crs.

**Modified Duration of Debt Portfolio:** 6.62 years

**YTM of Debt Portfolio:** 7.08%

## Asset Allocation

	Range (%)	Actual (%)
Equity	00-50	46
Gsec / Debt / MMI / Others	50-100	54

## Returns

Period	Fund Returns	Index Returns
Last 1 Month	1.09%	1.17%
Last 6 Months	8.45%	9.07%
Last 1 Year	16.54%	18.03%
Last 2 Years	9.02%	9.74%
Last 3 Years	9.53%	10.44%
Since Inception	9.01%	9.60%

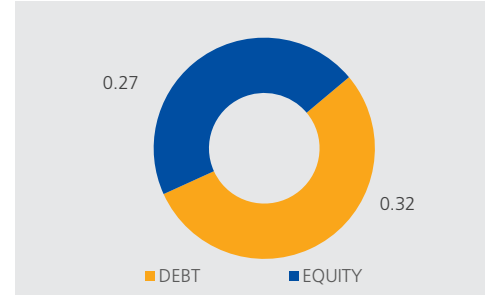
**Note:** Returns less than one year are absolute returns and more than one year compounded returns.

Past performance is not indicative of future performance

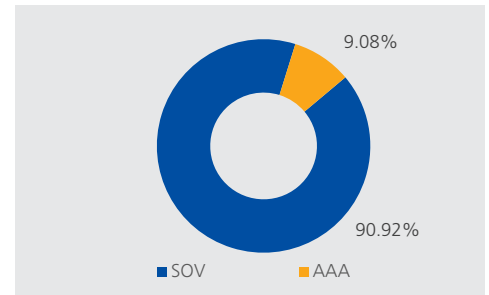
## Portfolio

Name of Instrument	% to AUM
7.26% GOI CG 06-02-2033	30.29%
7.50% GOI CG 10-08-2034	5.29%
6.54% GOI 17.01.2032	4.97%
7.18% GOI CG 24-07-2037	4.57%
7.38% GOI CG 20-06-2027	2.33%
7.25% GOI CG 12-06-2063	1.39%
<b>Gilts Total</b>	<b>48.84%</b>
RELIANCE INDUSTRIES LTD.	4.93%
HDFC BANK LTD.FV-2	4.78%
ICICI BANK LTD.FV-2	4.02%
INFOSYS LIMITED	2.33%
TATA CONSULTANCY SERVICES LTD.	2.26%
LARSEN&TUBRO	2.06%
ITC - FV 1	2.06%
BHARTI AIRTEL LIMITED	1.60%
KOTAK MAHINDRA BANK LIMITED_FV5	1.56%
STATE BANK OF INDIAFV-1	1.44%
SUN PHARMACEUTICAL INDUSTRIES LTD.FV-1	1.39%
TATA MOTORS LTD.FV-2	1.12%
MAHINDRA & MAHINDRA LTD.-FV5	1.09%
NTPC LIMITED	1.08%
TITAN COMPANY LIMITED	1.04%
AXIS BANK LIMITEDFV-2	0.95%
HINDUSTAN LEVER LTD.	0.93%
MARUTI UDYOG LTD.	0.86%
INDUSIND BANK LIMITED	0.82%
BAJAJ FINSERV LIMITED	0.79%
COAL INDIA LIMITED	0.71%
BAJAJ FINANCE LIMITED	0.62%
POWER GRID CORP OF INDIA LTD	0.61%
ASIAN PAINTS LIMITEDFV-1	0.58%
TATA CONSUMER PRODUCTS LIMITED	0.58%
JSW STEEL LIMITED	0.57%
TECH MAHINDRA LIMITEDFV-5	0.51%
GRASIM INDUSTRIES LTD.	0.51%
ULTRATECH CEMCO LTD	0.50%
HCL TECHNOLOGIES LIMITED	0.48%
NESTLE INDIA LIMITED	0.45%
INDUS TOWERS LIMITED	0.45%
HINDALCO INDUSTRIES LTD FV RE 1	0.36%
HERO MOTOCORP LIMITED	0.32%
BAJAJ AUTO LTD	0.31%
BHARAT PETROLEUM CORP. LTD.	0.28%
SBI LIFE INSURANCE COMPANY LIMITED	0.26%
DIVIS LABORATORIES LIMITED	0.24%
DR. REDDY LABORATORIES	0.21%
GRASIM INDUSTRIES LTD - PARTLY PAID	0.02%
<b>Equity Total</b>	<b>45.69%</b>
<b>Money Market Total</b>	<b>4.88%</b>
<b>Current Assets</b>	<b>0.60%</b>
<b>Total</b>	<b>100.00%</b>

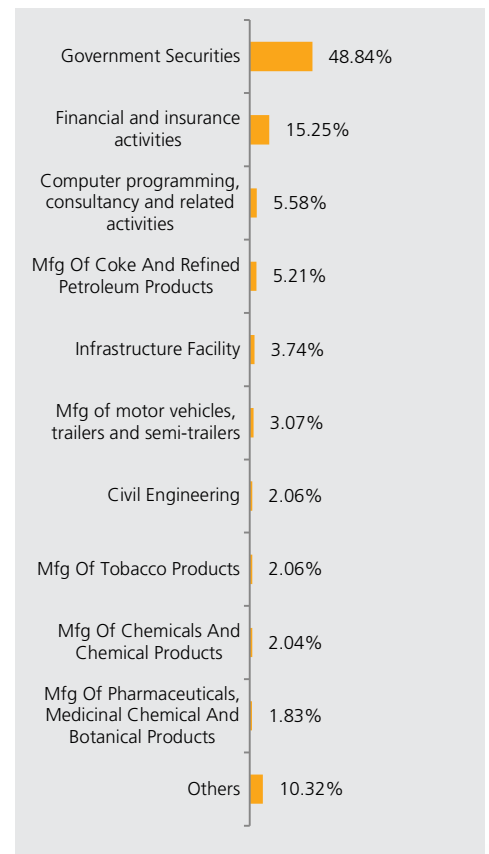
## AUM (in ₹ crs.)



## Rating Profile



## Sector Allocation as per National Industrial Classification 2008



# INVESTMENT INSIGHT

Health Growth Plus Fund 1 (ULIF01401/02/08HGRWTPLS01121)

Fund Report as on 31st March 2024

## Investment Objective

Provide in the long term, returns which are significantly higher than the inflation rate, through high exposure to equity investments, while recognizing that there is some probability of negative returns in the short term. The risk appetite is 'moderate to high'.

## Fund Details

**Fund Manager:** Mr. Jagdish Bhanushali (Equity) & Mr. Rahul Sangle (Debt)

**NAV as on 31st March 24:** ₹ 36.5460

**Inception Date:** 27<sup>th</sup> February 2008

**Benchmark:** CRISIL Composite Bond Index: 50%; Sensex 50: 50%

**AUM as on 31st March 24:** ₹ 0.89 Crs.

**Modified Duration of Debt Portfolio:**

6.82 years

**YTM of Debt Portfolio:** 7.09%

## Asset Allocation

	Range (%)	Actual (%)
Equity	00-50	47
Gsec / Debt / MMI / Others	50-100	53

## Returns

Period	Fund Returns	Index Returns
Last 1 Month	1.10%	1.17%
Last 6 Months	8.97%	9.07%
Last 1 Year	17.18%	18.03%
Last 2 Years	9.34%	9.74%
Last 3 Years	9.80%	10.44%
Since Inception	8.38%	9.15%

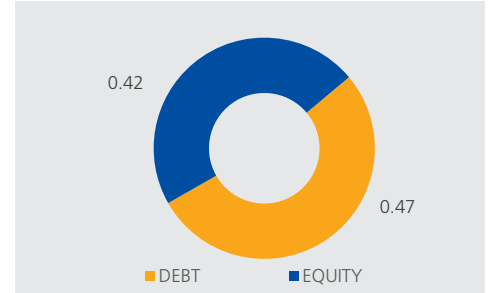
**Note:** Returns less than one year are absolute returns and more than one year compounded returns.

Past performance is not indicative of future performance

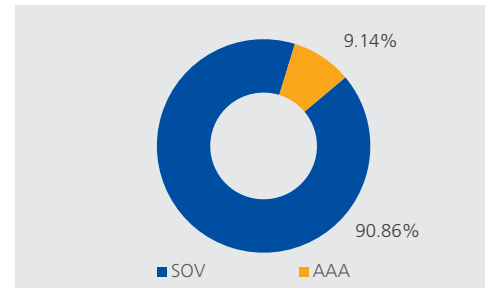
## Portfolio

Name of Instrument	% to AUM
7.26% GOI CG 06-02-2033	13.62%
6.54% GOI 17.01.2032	10.12%
7.18% GOI CG 24-07-2037	7.06%
7.18% GOI 14.08.2033	4.65%
7.38% GOI CG 20-06-2027	3.56%
7.30% GOI CG 19-06-2053	3.04%
7.50% GOI CG 10-08-2034	1.97%
7.66% HARYANA SDL 31.01.2036	1.95%
7.10% GOI CG 18-04-2029	0.90%
7.25% GOI CG 12-06-2063	0.57%
<b>Gilts Total</b>	<b>47.44%</b>
RELIANCE INDUSTRIES LTD.	5.01%
HDFC BANK LTD.FV-2	4.57%
ICICI BANK LTD.FV-2	3.87%
INFOSYS LIMITED	2.61%
LARSEN&TUBRO	2.20%
TATA CONSULTANCY SERVICES LTD.	2.09%
ITC - FV 1	1.95%
STATE BANK OF INDIAFV-1	1.74%
BHARTI AIRTEL LIMITED	1.57%
KOTAK MAHINDRA BANK LIMITED_FV5	1.53%
SUN PHARMACEUTICAL INDUSTRIES LTD.FV-1	1.31%
NTPC LIMITED	1.22%
TATA MOTORS LTD.FV-2	1.17%
BAJAJ FINSERV LIMITED	1.11%
TITAN COMPANY LIMITED	1.07%
MAHINDRA & MAHINDRA LTD.-FV5	1.02%
INDUSIND BANK LIMITED	1.00%
MARUTI UDYOG LTD.	0.99%
HINDUSTAN LEVER LTD.	0.94%
AXIS BANK LIMITEDFV-2	0.85%
HCL TECHNOLOGIES LIMITED	0.80%
POWER GRID CORP OF INDIA LTD	0.78%
HERO MOTOCORP LIMITED	0.74%
GRASIM INDUSTRIES LTD.	0.69%
ULTRATECH CEMCO LTD	0.66%
BAJAJ FINANCE LIMITED	0.65%
COAL INDIA LIMITED	0.62%
CIPLA LTD.	0.61%
NESTLE INDIA LIMITED	0.59%
INDUS TOWERS LIMITED	0.56%
TECH MAHINDRA LIMITEDFV-5	0.53%
UNION BANK OF INDIA	0.49%
HINDALCO INDUSTRIES LTD FV RE 1	0.39%
PVR INOX LIMITED	0.33%
SBI LIFE INSURANCE COMPANY LIMITED	0.32%
TATA CONSUMER PRODUCTS LIMITED	0.31%
HDFC STANDARD LIFE INSURANCE COMPANY LIMITED	0.24%
GRASIM INDUSTRIES LTD - PARTLY PAID	0.01%
<b>Equity Total</b>	<b>47.14%</b>
<b>Money Market Total</b>	<b>4.77%</b>
<b>Current Assets</b>	<b>0.64%</b>
<b>Total</b>	<b>100.00%</b>

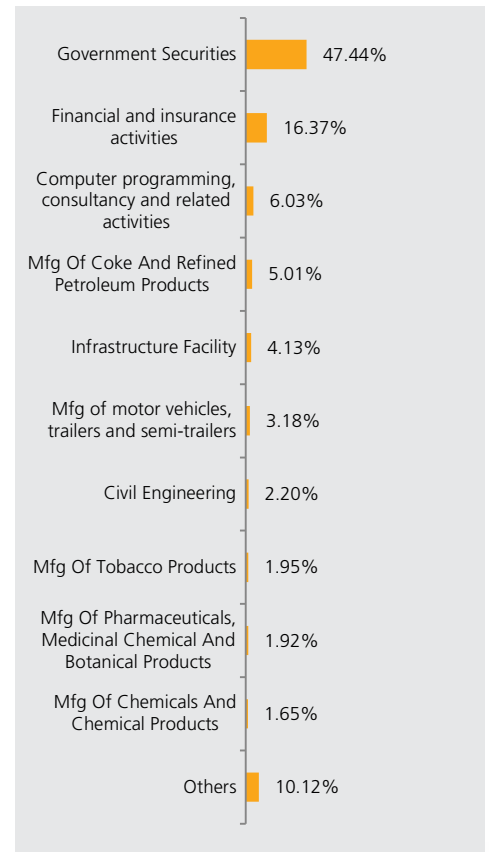
## AUM (in ₹ crs.)



## Rating Profile



## Sector Allocation as per National Industrial Classification 2008



# INVESTMENT INSIGHT

Life Growth Fund 1 (ULIF00428/07/04LGROWTHF01121)

Fund Report as on 31st March 2024

## Investment Objective

The investment objective of the fund is to provide investment returns that exceed the rate of inflation in the long term while maintaining moderate probability of negative returns in the short term. The risk appetite is defined as 'moderate'.

## Fund Details

**Fund Manager:** Mr. Jagdish Bhanushali (Equity) & Mr. Rahul Sangle (Debt)

**NAV as on 31st March 24:** ₹ 55.3349

**Inception Date:** 9<sup>th</sup> August 2004

**Benchmark:** N.A

**AUM as on 31st March 24:** ₹ 7.81 Crs.

**Modified Duration of Debt Portfolio:**

7.09 years

**YTM of Debt Portfolio:** 7.09%

## Asset Allocation

	Range (%)	Actual (%)
Equity	00-40	38
Gsec / Debt	00-100	56
MMI / Others	00-100	6

## Returns

Period	Fund Returns	Index Returns
Last 1 Month	1.01%	-
Last 6 Months	7.51%	-
Last 1 Year	14.57%	-
Last 2 Years	7.97%	-
Last 3 Years	8.30%	-
Since Inception	9.09%	-

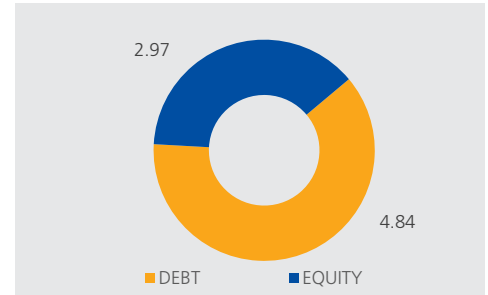
**Note:** Returns less than one year are absolute returns and more than one year compounded returns.

Past performance is not indicative of future performance

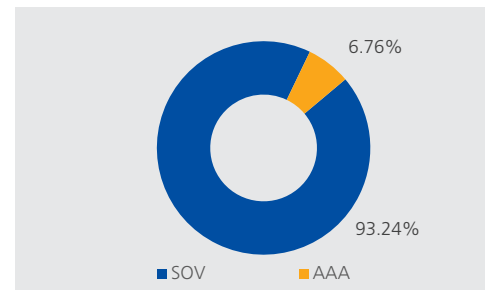
## Portfolio

Name of Instrument	% to AUM
7.26% GOI CG 06-02-2033	19.61%
7.18% GOI CG 24-07-2037	12.12%
7.18% GOI 14.08.2033	5.35%
6.54% GOI 17.01.2032	4.88%
7.38% GOI CG 20-06-2027	4.13%
7.30% GOI CG 19-06-2053	3.67%
7.50% GOI CG 10-08-2034	1.79%
7.66% HARYANA SDL 31.01.2036	1.72%
7.25% GOI CG 12-06-2063	1.55%
7.10% GOI CG 18-04-2029	1.35%
<b>Gilts Total</b>	<b>56.16%</b>
RELIANCE INDUSTRIES LTD.	4.18%
HDFC BANK LTD.FV-2	3.41%
ICICI BANK LTD.FV-2	3.22%
INFOSYS LIMITED	2.20%
LARSEN&TUBRO	1.90%
TATA CONSULTANCY SERVICES LTD.	1.75%
STATE BANK OF INDIAFV-1	1.70%
ITC - FV 1	1.60%
KOTAK MAHINDRA BANK LIMITED_FV5	1.28%
BHARTI AIRTEL LIMITED	1.17%
SUN PHARMACEUTICAL INDUSTRIES LTD.FV-1	1.01%
AXIS BANK LIMITEDFV-2	0.97%
TATA MOTORS LTD.FV-2	0.93%
NTPC LIMITED	0.91%
INDUSIND BANK LIMITED	0.82%
MARUTI UDYOG LTD.	0.82%
TITAN COMPANY LIMITED	0.81%
ULTRATECH CEMCO LTD	0.80%
HINDUSTAN LEVER LTD.	0.74%
MAHINDRA & MAHINDRA LTD.-FV5	0.73%
HERO MOTOCORP LIMITED	0.60%
BAJAJ FINSERV LIMITED	0.60%
COAL INDIA LIMITED	0.56%
TATA IRON & STEEL COMPANY LTD	0.51%
JIO FINANCIAL SERVICES LIMITED	0.49%
POWER GRID CORP OF INDIA LTD	0.46%
TATA CONSUMER PRODUCTS LIMITED	0.43%
GRASIM INDUSTRIES LTD.	0.42%
BAJAJ FINANCE LIMITED	0.40%
NESTLE INDIA LIMITED	0.34%
TECH MAHINDRA LIMITEDFV-5	0.32%
UNION BANK OF INDIA	0.31%
BAJAJ AUTO LTD	0.29%
HCL TECHNOLOGIES LIMITED	0.28%
HINDALCO INDUSTRIES LTD FV RE 1	0.27%
CIPLA LTD.	0.25%
ASIAN PAINTS LIMITEDFV-1	0.20%
SBI LIFE INSURANCE COMPANY LIMITED	0.19%
DR. REDDY LABORATORIES	0.16%
GRASIM INDUSTRIES LTD - PARTLY PAID	0.01%
<b>Equity Total</b>	<b>38.01%</b>
<b>Money Market Total</b>	<b>4.07%</b>
<b>Current Assets</b>	<b>1.76%</b>
<b>Total</b>	<b>100.00%</b>

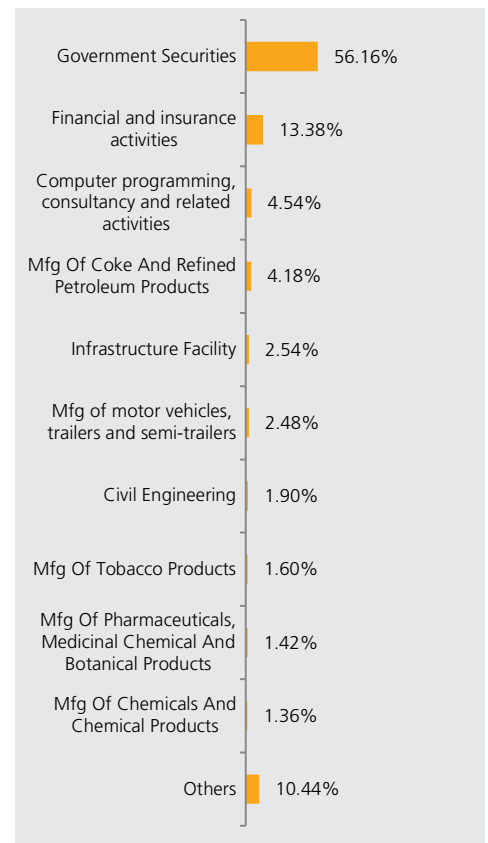
## AUM (in ₹ crs.)



## Rating Profile



## Sector Allocation as per National Industrial Classification 2008



# INVESTMENT INSIGHT

Life Growth Fund 2 (ULIF01102/11/07LGROWTHF02121)

Fund Report as on 31st March 2024

## Investment Objective

The investment objective of the fund is to provide investment returns that exceed the rate of inflation in the long term while maintaining moderate probability of negative returns in the short term. The risk appetite is defined as 'moderate'.

## Fund Details

**Fund Manager:** Mr. Jagdish Bhanushali

(Equity) & Mr. Rahul Sangle (Debt)

**NAV as on 31st March 24:** ₹ 34.7350

**Inception Date:** 29<sup>th</sup> November 2007

**Benchmark:** CRISIL Composite Bond Index: 60%; Sensex 50: 40%

**AUM as on 31st March 24:** ₹ 10.57 Crs.

**Modified Duration of Debt Portfolio:**

7.12 years

**YTM of Debt Portfolio:** 7.09%

## Asset Allocation

	Range (%)	Actual (%)
Equity	00-40	38
Gsec / Debt	00-100	56
MMI / Others	00-100	6

## Returns

Period	Fund Returns	Index Returns
Last 1 Month	0.97%	1.08%
Last 6 Months	7.98%	8.12%
Last 1 Year	15.46%	16.03%
Last 2 Years	8.71%	9.01%
Last 3 Years	8.92%	9.47%
Since Inception	7.91%	8.75%

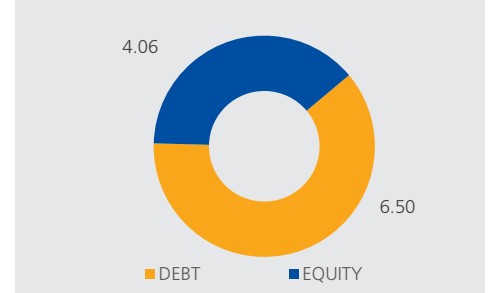
**Note:** Returns less than one year are absolute returns and more than one year compounded returns.

Past performance is not indicative of future performance

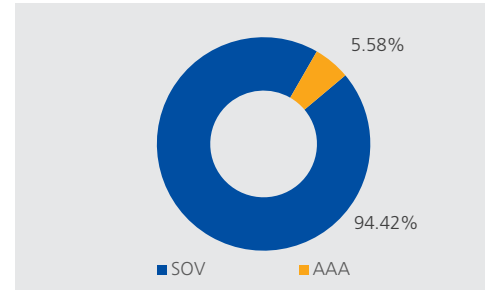
## Portfolio

Name of Instrument	% to AUM
7.26% GOI CG 06-02-2033	18.58%
7.18% GOI CG 24-07-2037	11.94%
6.54% GOI 17.01.2032	6.64%
7.18% GOI 14.08.2033	5.53%
7.38% GOI CG 20-06-2027	4.55%
7.30% GOI CG 19-06-2053	3.67%
7.50% GOI CG 10-08-2034	1.88%
7.66% HARYANA SDL 31.01.2036	1.86%
7.25% GOI CG 12-06-2063	1.71%
<b>Gilts Total</b>	<b>56.36%</b>
RELIANCE INDUSTRIES LTD.	4.13%
HDFC BANK LTD.FV-2	3.40%
ICICI BANK LTD.FV-2	3.37%
TATA CONSULTANCY SERVICES LTD.	2.14%
INFOSYS LIMITED	2.13%
ITC - FV 1	1.79%
LARSEN&TUBRO	1.78%
STATE BANK OF INDIAFV-1	1.67%
KOTAK MAHINDRA BANK LIMITED_FV5	1.23%
AXIS BANK LIMITEDFV-2	1.19%
BHARTI AIRTEL LIMITED	1.11%
SUN PHARMACEUTICAL INDUSTRIES LTD.FV-1	1.09%
TATA MOTORS LTD.FV-2	0.93%
NTPC LIMITED	0.91%
TITAN COMPANY LIMITED	0.81%
INDUSIND BANK LIMITED	0.79%
HINDUSTAN LEVER LTD.	0.78%
BAJAJ FINSERV LIMITED	0.69%
HERO MOTOCORP LIMITED	0.66%
MAHINDRA & MAHINDRA LTD.-FV5	0.64%
MARUTI UDYOG LTD.	0.63%
COAL INDIA LIMITED	0.56%
HINDALCO INDUSTRIES LTD FV RE 1	0.50%
ULTRATECH CEMCO LTD	0.49%
POWER GRID CORP OF INDIA LTD	0.48%
HCL TECHNOLOGIES LIMITED	0.46%
TATA CONSUMER PRODUCTS LIMITED	0.45%
BAJAJ FINANCE LIMITED	0.40%
GRASIM INDUSTRIES LTD.	0.38%
NESTLE INDIA LIMITED	0.37%
INDUS TOWERS LIMITED	0.35%
CIPLA LTD.	0.33%
TECH MAHINDRA LIMITEDFV-5	0.33%
BAJAJ AUTO LTD	0.30%
UNION BANK OF INDIA	0.30%
BHARAT PETROLEUM CORP. LTD.	0.20%
SBI LIFE INSURANCE COMPANY LIMITED	0.20%
ASIAN PAINTS LIMITEDFV-1	0.20%
DR. REDDY LABORATORIES	0.19%
WIPRO	0.11%
GRASIM INDUSTRIES LTD - PARTLY PAID	0.01%
<b>Equity Total</b>	<b>38.47%</b>
<b>Money Market Total</b>	<b>3.33%</b>
<b>Current Assets</b>	<b>1.84%</b>
<b>Total</b>	<b>100.00%</b>

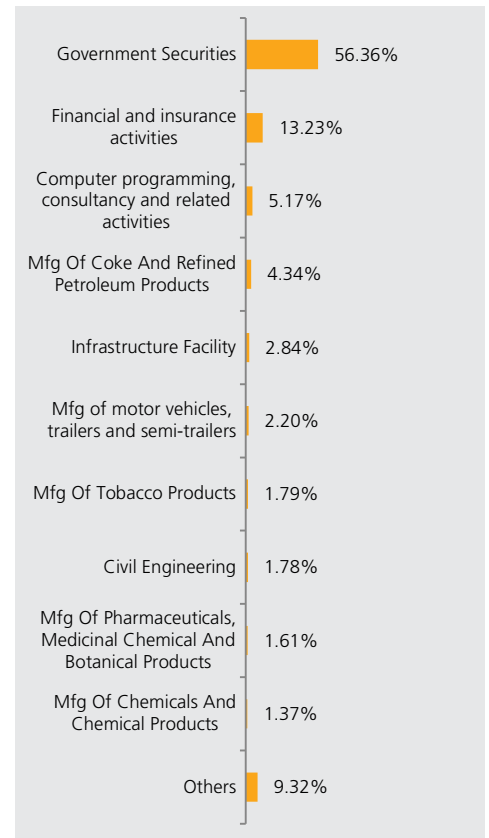
## AUM (in ₹ crs.)



## Rating Profile



## Sector Allocation as per National Industrial Classification 2008



# INVESTMENT INSIGHT

Pension Growth Fund 1 (ULIF03304/12/08PGROWTHF01121)

Fund Report as on 31st March 2024

## Investment Objective

The investment objective of the fund is to provide investment returns that exceed the rate of inflation in the long term while maintaining moderate probability of negative returns in the short term. The risk appetite is defined as 'moderate'.

## Fund Details

**Fund Manager:** Mr. Jagdish Bhanushali (Equity) & Mr. Rahul Sangle (Debt)

**NAV as on 31st March 24:** ₹ 44.1584

**Inception Date:** 12<sup>th</sup> March 2007

**Benchmark:** CRISIL Composite Bond Index: 60%; Sensex 50: 40%

**AUM as on 31st March 24:** ₹ 5.23 Crs.

**Modified Duration of Debt Portfolio:**

7.12 years

**YTM of Debt Portfolio:** 7.09%

## Asset Allocation

	Range (%)	Actual (%)
Equity	00-40	39
Gsec / Debt	00-100	57
MMI / Others	00-100	4

## Returns

Period	Fund Returns	Index Returns
Last 1 Month	1.00%	1.08%
Last 6 Months	7.68%	8.12%
Last 1 Year	14.72%	16.03%
Last 2 Years	8.04%	9.01%
Last 3 Years	8.37%	9.47%
Since Inception	9.09%	9.69%

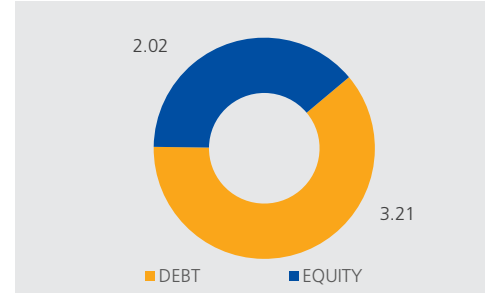
**Note:** Returns less than one year are absolute returns and more than one year compounded returns.

Past performance is not indicative of future performance

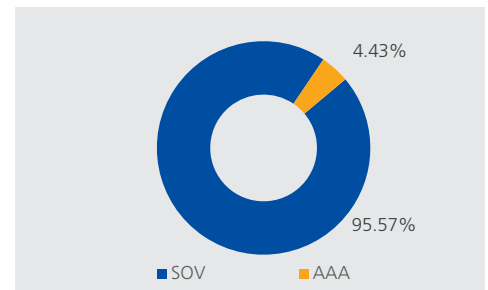
## Portfolio

Name of Instrument	% to AUM
7.26% GOI CG 06-02-2033	20.31%
7.18% GOI CG 24-07-2037	12.11%
6.54% GOI 17.01.2032	5.89%
7.18% GOI 14.08.2033	5.67%
7.38% GOI CG 20-06-2027	4.14%
7.30% GOI CG 19-06-2053	3.84%
7.50% GOI CG 10-08-2034	2.07%
7.66% HARYANA SDL 31.01.2036	1.95%
7.25% GOI CG 12-06-2063	1.24%
<b>Gilts Total</b>	<b>57.21%</b>
RELIANCE INDUSTRIES LTD.	4.27%
HDFC BANK LTD.FV-2	3.43%
ICICI BANK LTD.FV-2	3.33%
INFOSYS LIMITED	2.31%
LARSEN&TUBRO	1.97%
TATA CONSULTANCY SERVICES LTD.	1.80%
ITC - FV 1	1.67%
STATE BANK OF INDIAFV-1	1.41%
KOTAK MAHINDRA BANK LIMITED_FV5	1.31%
BHARTI AIRTEL LIMITED	1.24%
SUN PHARMACEUTICAL INDUSTRIES LTD.FV-1	1.13%
AXIS BANK LIMITEDFV-2	1.04%
TATA MOTORS LTD.FV-2	0.94%
NTPC LIMITED	0.91%
INDUSIND BANK LIMITED	0.90%
MARUTI UDYOG LTD.	0.84%
TITAN COMPANY LIMITED	0.81%
HINDUSTAN LEVER LTD.	0.81%
MAHINDRA & MAHINDRA LTD.-FV5	0.78%
BAJAJ FINSERV LIMITED	0.65%
HERO MOTOCORP LIMITED	0.61%
HCL TECHNOLOGIES LIMITED	0.58%
ULTRATECH CEMCO LTD	0.58%
COAL INDIA LIMITED	0.57%
TATA IRON & STEEL COMPANY LTD	0.57%
POWER GRID CORP OF INDIA LTD	0.52%
TATA CONSUMER PRODUCTS LIMITED	0.49%
BAJAJ FINANCE LIMITED	0.44%
GRASIM INDUSTRIES LTD.	0.44%
NESTLE INDIA LIMITED	0.40%
BAJAJ AUTO LTD	0.35%
UNION BANK OF INDIA	0.33%
HINDALCO INDUSTRIES LTD FV RE 1	0.33%
CIPLA LTD.	0.27%
TECH MAHINDRA LIMITEDFV-5	0.25%
SBI LIFE INSURANCE COMPANY LIMITED	0.21%
ASIAN PAINTS LIMITEDFV-1	0.20%
GRASIM INDUSTRIES LTD - PARTLY PAID	0.00%
<b>Equity Total</b>	<b>38.68%</b>
<b>Money Market Total</b>	<b>2.65%</b>
<b>Current Assets</b>	<b>1.45%</b>
<b>Total</b>	<b>100.00%</b>

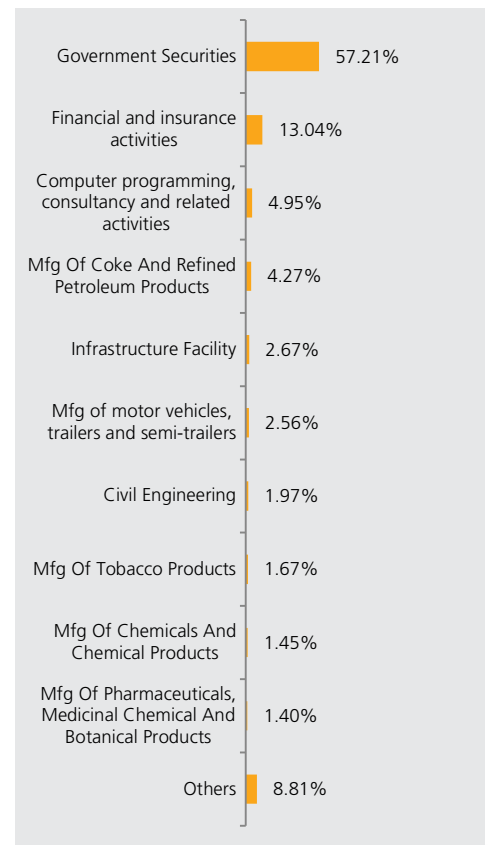
## AUM (in ₹ crs.)



## Rating Profile



## Sector Allocation as per National Industrial Classification 2008



# INVESTMENT INSIGHT

Pension Growth Fund 2 (ULIF05001/01/10PGROWTHF02121)

Fund Report as on 31st March 2024

## Investment Objective

The investment objective of the fund is to provide investment returns that exceed the rate of inflation in the long term while maintaining moderate probability of negative returns in the short term. The risk appetite is defined as 'moderate'.

## Fund Details

**Fund Manager:** Mr. Jagdish Bhanushali (Equity) & Mr. Rahul Sangle (Debt)

**NAV as on 31st March 24:** ₹ 31.7619

**Inception Date:** 11<sup>th</sup> January 2010

**Benchmark:** CRISIL Composite Bond Index: 60%; Sensex 50: 40%

**AUM as on 31st March 24:** ₹ 1.86 Crs.

**Modified Duration of Debt Portfolio:** 6.91 years

**YTM of Debt Portfolio:** 7.09%

## Asset Allocation

	Range (%)	Actual (%)
Equity	00-40	38
Gsec / Debt	00-100	58
MMI / Others	00-100	4

## Returns

Period	Fund Returns	Index Returns
Last 1 Month	0.93%	1.08%
Last 6 Months	7.59%	8.12%
Last 1 Year	14.45%	16.03%
Last 2 Years	8.10%	9.01%
Last 3 Years	8.42%	9.47%
Since Inception	8.46%	9.28%

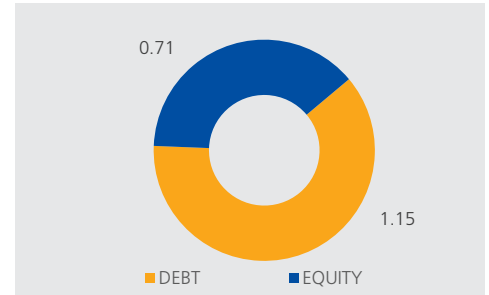
**Note:** Returns less than one year are absolute returns and more than one year compounded returns.

Past performance is not indicative of future performance

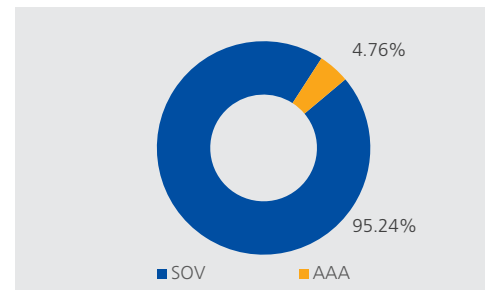
## Portfolio

Name of Instrument	% to AUM
7.26% GOI CG 06-02-2033	25.50%
7.18% GOI CG 24-07-2037	9.31%
7.18% GOI 14.08.2033	5.27%
6.54% GOI 17.01.2032	4.75%
7.38% GOI CG 20-06-2027	4.65%
7.30% GOI CG 19-06-2053	3.63%
7.50% GOI CG 10-08-2034	1.72%
7.66% HARYANA SDL 31.01.2036	1.48%
7.25% GOI CG 12-06-2063	1.09%
7.10% GOI CG 18-04-2029	0.67%
<b>Gilts Total</b>	<b>58.08%</b>
RELIANCE INDUSTRIES LTD.	4.08%
HDFC BANK LTD.FV-2	3.96%
ICICI BANK LTD.FV-2	3.11%
INFOSYS LIMITED	2.34%
LARSEN&TUBRO	1.78%
ITC - FV 1	1.65%
TATA CONSULTANCY SERVICES LTD.	1.61%
STATE BANK OF INDIAFV-1	1.37%
TATA MOTORS LTD.FV-2	1.29%
AXIS BANK LIMITEDFV-2	1.15%
KOTAK MAHINDRA BANK LIMITED_FV5	1.14%
BHARTI AIRTEL LIMITED	1.13%
SUN PHARMACEUTICAL INDUSTRIES LTD.FV-1	0.99%
NTPC LIMITED	0.89%
TITAN COMPANY LIMITED	0.84%
BAJAJ FINANCE LIMITED	0.74%
HINDUSTAN LEVER LTD.	0.73%
BAJAJ FINSERV LIMITED	0.64%
MARUTI UDYOG LTD.	0.61%
HERO MOTOCORP LIMITED	0.61%
MAHINDRA & MAHINDRA LTD.-FV5	0.60%
INDUSIND BANK LIMITED	0.59%
COAL INDIA LIMITED	0.55%
ULTRATECH CEMCO LTD	0.47%
HINDALCO INDUSTRIES LTD FV RE 1	0.45%
POWER GRID CORP OF INDIA LTD	0.45%
ASIAN PAINTS LIMITEDFV-1	0.43%
TATA CONSUMER PRODUCTS LIMITED	0.41%
MPHASIS LIMITED	0.37%
GRASIM INDUSTRIES LTD.	0.37%
HCL TECHNOLOGIES LIMITED	0.34%
DR. REDDY LABORATORIES	0.33%
INDUS TOWERS LIMITED	0.32%
TECH MAHINDRA LIMITEDFV-5	0.31%
CIPLA LTD.	0.31%
NESTLE INDIA LIMITED	0.28%
UNION BANK OF INDIA	0.28%
BAJAJ AUTO LTD	0.25%
BHARAT PETROLEUM CORP. LTD.	0.20%
SBI LIFE INSURANCE COMPANY LIMITED	0.17%
WIPRO	0.09%
GRASIM INDUSTRIES LTD - PARTLY PAID	0.01%
<b>Equity Total</b>	<b>38.26%</b>
<b>Money Market Total</b>	<b>2.90%</b>
<b>Current Assets</b>	<b>0.76%</b>
<b>Total</b>	<b>100.00%</b>

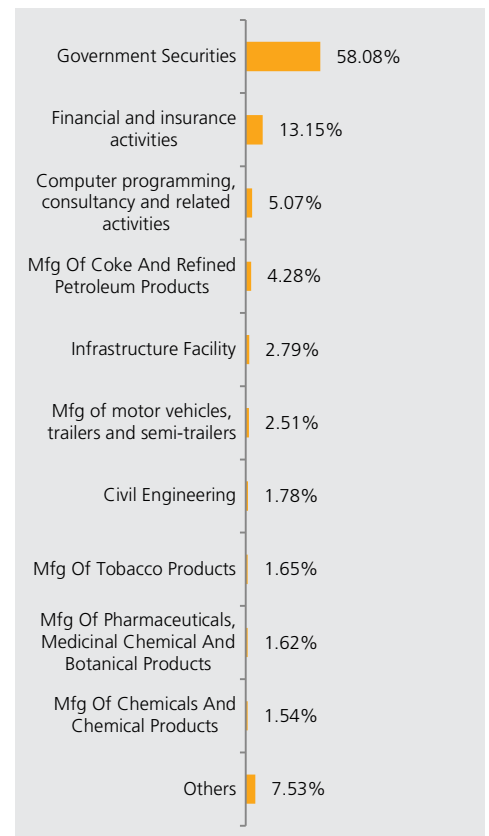
## AUM (in ₹ crs.)



## Rating Profile



## Sector Allocation as per National Industrial Classification 2008





# INVESTMENT INSIGHT

Pension Balanced Fund 1 (ULIF03104/12/08PBALANCE01121)

Fund Report as on 31st March 2024

## Investment Objective

The investment objective of the fund is to provide investment returns that exceed the rate of inflation in the long term while maintaining a low probability of negative returns in the short term. The risk appetite is defined as 'low to moderate'.

## Fund Details

**Fund Manager:** Mr. Jagdish Bhanushali (Equity) & Mr. Rahul Sangle (Debt)

**NAV as on 31st March 24:** ₹ 45.3324

**Inception Date:** 13<sup>th</sup> February 2006

**Benchmark:** CRISIL Composite Bond Index: 80%; Sensex 50: 20%

**AUM as on 31st March 24:** ₹ 11.55 Crs.

**Modified Duration of Debt Portfolio:**

7.12 years

**YTM of Debt Portfolio:** 7.13%

## Asset Allocation

	Range (%)	Actual (%)
Equity	00-20	19
Gsec / Debt	00-100	76
MMI / Others	00-100	5

## Returns

Period	Fund Returns	Index Returns
Last 1 Month	0.80%	0.92%
Last 6 Months	5.99%	6.22%
Last 1 Year	11.07%	12.10%
Last 2 Years	6.76%	7.53%
Last 3 Years	6.43%	7.50%
Since Inception	7.73%	8.58%

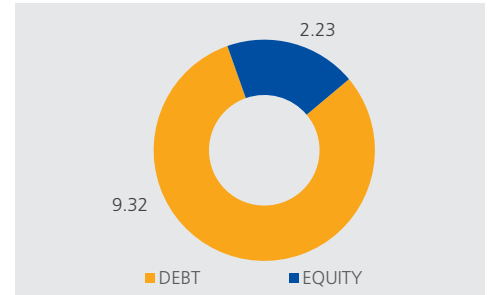
**Note:** Returns less than one year are absolute returns and more than one year compounded returns.

Past performance is not indicative of future performance

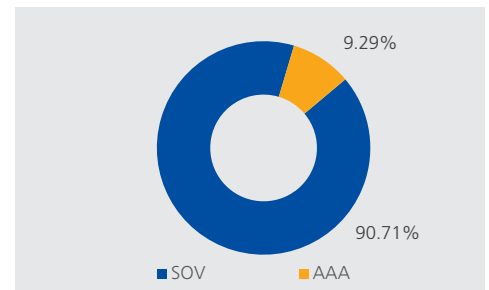
## Portfolio

Name of Instrument	% to AUM
5.70% NABARD 31.07.2025 Series 22D	3.38%
<b>Bonds/Debentures Total</b>	<b>3.38%</b>
7.26% GOI CG 06-02-2033	24.10%
7.18% GOI CG 24-07-2037	15.43%
6.54% GOI 17.01.2032	7.32%
7.18% GOI 14.08.2033	6.31%
7.30% GOI CG 19-06-2053	4.88%
7.25% GOI CG 12-06-2063	4.23%
7.38% GOI CG 20-06-2027	3.79%
7.66% HARYANA SDL 31.01.2036	2.57%
7.50% GOI CG 10-08-2034	2.56%
7.10% GOI CG 18-04-2029	1.09%
<b>Gilts Total</b>	<b>72.30%</b>
RELIANCE INDUSTRIES LTD.	2.08%
HDFC BANK LTD.FV-2	1.96%
ICICI BANK LTD.FV-2	1.68%
INFOSYS LIMITED	1.10%
LARSEN&TUBRO	0.91%
ITC - FV 1	0.85%
TATA CONSULTANCY SERVICES LTD.	0.85%
STATE BANK OF INDIAFV-1	0.76%
TATA MOTORS LTD.FV-2	0.71%
BHARTI AIRTEL LIMITED	0.62%
KOTAK MAHINDRA BANK LIMITED_FV5	0.61%
SUN PHARMACEUTICAL INDUSTRIES LTD.FV-1	0.61%
TITAN COMPANY LIMITED	0.52%
NTPC LIMITED	0.48%
AXIS BANK LIMITEDFV-2	0.42%
HINDUSTAN LEVER LTD.	0.40%
MAHINDRA & MAHINDRA LTD.-FV5	0.33%
MARUTI UDYOG LTD.	0.32%
INDUSIND BANK LIMITED	0.31%
POWER GRID CORP OF INDIA LTD	0.29%
HERO MOTOCORP LIMITED	0.29%
BAJAJ FINANCE LIMITED	0.28%
COAL INDIA LIMITED	0.28%
TATA IRON & STEEL COMPANY LTD	0.27%
ULTRATECH CEMCO LTD	0.24%
TATA CONSUMER PRODUCTS LIMITED	0.24%
BAJAJ FINSERV LIMITED	0.21%
NESTLE INDIA LIMITED	0.20%
GRASIM INDUSTRIES LTD.	0.19%
CIPLA LTD.	0.18%
INDUS TOWERS LIMITED	0.18%
TECH MAHINDRA LIMITEDFV-5	0.17%
BAJAJ AUTO LTD	0.16%
UNION BANK OF INDIA	0.15%
HCL TECHNOLOGIES LIMITED	0.13%
ASIAN PAINTS LIMITEDFV-1	0.11%
BHARAT PETROLEUM CORP. LTD.	0.10%
SBI LIFE INSURANCE COMPANY LIMITED	0.10%
GRASIM INDUSTRIES LTD - PARTLY PAID	0.00%
<b>Equity Total</b>	<b>19.30%</b>
<b>Money Market Total</b>	<b>4.03%</b>
<b>Current Assets</b>	<b>1.00%</b>
<b>Total</b>	<b>100.00%</b>

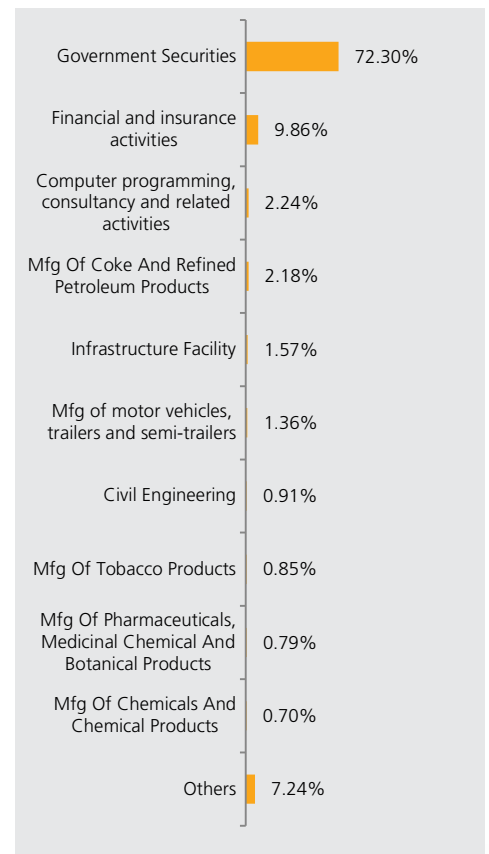
## AUM (in ₹ crs.)



## Rating Profile



## Sector Allocation as per National Industrial Classification 2008



# INVESTMENT INSIGHT

Pension Balanced Fund 2 (ULIF04801/01/10PBALANCE02121)

Fund Report as on 31st March 2024

## Investment Objective

The investment objective of the fund is to provide investment returns that exceed the rate of inflation in the long term while maintaining a low probability of negative returns in the short term. The risk appetite is defined as 'low to moderate'.

## Fund Details

**Fund Manager:** Mr. Jagdish Bhanushali (Equity) & Mr. Rahul Sangle (Debt)

**NAV as on 31st March 24:** ₹ 28.3553

**Inception Date:** 11<sup>th</sup> January 2010

**Benchmark:** CRISIL Composite Bond Index: 80%; Sensex 50: 20%

**AUM as on 31st March 24:** ₹ 2.01 Crs.

**Modified Duration of Debt Portfolio:** 6.85 years

**YTM of Debt Portfolio:** 7.09%

## Asset Allocation

	Range (%)	Actual (%)
Equity	00-20	19
Gsec / Debt	00-100	75
MMI / Others	00-100	6

## Returns

Period	Fund Returns	Index Returns
Last 1 Month	0.81%	0.92%
Last 6 Months	5.89%	6.22%
Last 1 Year	10.77%	12.10%
Last 2 Years	6.59%	7.53%
Last 3 Years	6.40%	7.50%
Since Inception	7.60%	8.57%

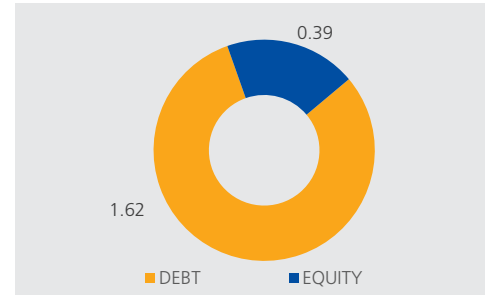
**Note:** Returns less than one year are absolute returns and more than one year compounded returns.

Past performance is not indicative of future performance

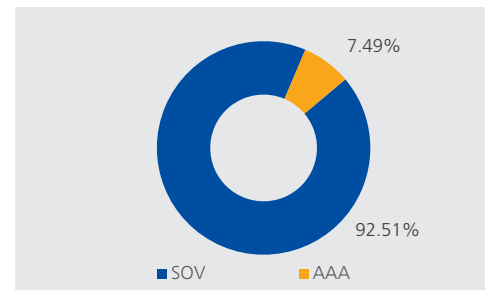
## Portfolio

Name of Instrument	% to AUM
7.26% GOI CG 06-02-2033	27.56%
7.18% GOI CG 24-07-2037	11.83%
6.54% GOI 17.01.2032	10.94%
7.18% GOI 14.08.2033	7.78%
7.38% GOI CG 20-06-2027	5.92%
7.30% GOI CG 19-06-2053	5.04%
7.50% GOI CG 10-08-2034	2.31%
7.66% HARYANA SDL 31.01.2036	2.29%
7.10% GOI CG 18-04-2029	0.92%
7.25% GOI CG 12-06-2063	0.76%
<b>Gilts Total</b>	<b>75.35%</b>
RELIANCE INDUSTRIES LTD.	2.07%
HDFC BANK LTD.FV-2	2.03%
ICICI BANK LTD.FV-2	1.75%
INFOSYS LIMITED	1.10%
LARSEN&TUBRO	0.94%
ITC - FV 1	0.87%
TATA CONSULTANCY SERVICES LTD.	0.79%
BHARTI AIRTEL LIMITED	0.73%
STATE BANK OF INDIAFV-1	0.69%
KOTAK MAHINDRA BANK LIMITED_FV5	0.65%
TATA MOTORS LTD.FV-2	0.64%
SUN PHARMACEUTICAL INDUSTRIES LTD.FV-1	0.56%
AXIS BANK LIMITEDFV-2	0.42%
NTPC LIMITED	0.40%
HINDUSTAN LEVER LTD.	0.37%
TITAN COMPANY LIMITED	0.34%
MARUTI UDYOG LTD.	0.31%
HERO MOTOCORP LIMITED	0.31%
INDUSIND BANK LIMITED	0.30%
MAHINDRA & MAHINDRA LTD.-FV5	0.30%
POWER GRID CORP OF INDIA LTD	0.30%
COAL INDIA LIMITED	0.29%
HCL TECHNOLOGIES LIMITED	0.28%
BAJAJ FINANCE LIMITED	0.25%
TATA IRON & STEEL COMPANY LTD	0.25%
ULTRATECH CEMCO LTD	0.24%
BAJAJ AUTO LTD	0.23%
BAJAJ FINSERV LIMITED	0.20%
GRASIM INDUSTRIES LTD.	0.19%
TATA CONSUMER PRODUCTS LIMITED	0.19%
APOLLO HOSPITALS ENTERPRISE LIMITED	0.19%
CIPLA LTD.	0.16%
INDUS TOWERS LIMITED	0.16%
TECH MAHINDRA LIMITEDFV-5	0.16%
UNION BANK OF INDIA	0.14%
NESTLE INDIA LIMITED	0.13%
ASIAN PAINTS LIMITEDFV-1	0.11%
BHARAT PETROLEUM CORP. LTD.	0.10%
DR. REDDY LABORATORIES	0.09%
BRITANNIA INDUSTRIES LTD	0.05%
GRASIM INDUSTRIES LTD - PARTLY PAID	0.01%
<b>Equity Total</b>	<b>19.30%</b>
<b>Money Market Total</b>	<b>6.10%</b>
<b>Current Assets</b>	<b>-0.74%</b>
<b>Total</b>	<b>100.00%</b>

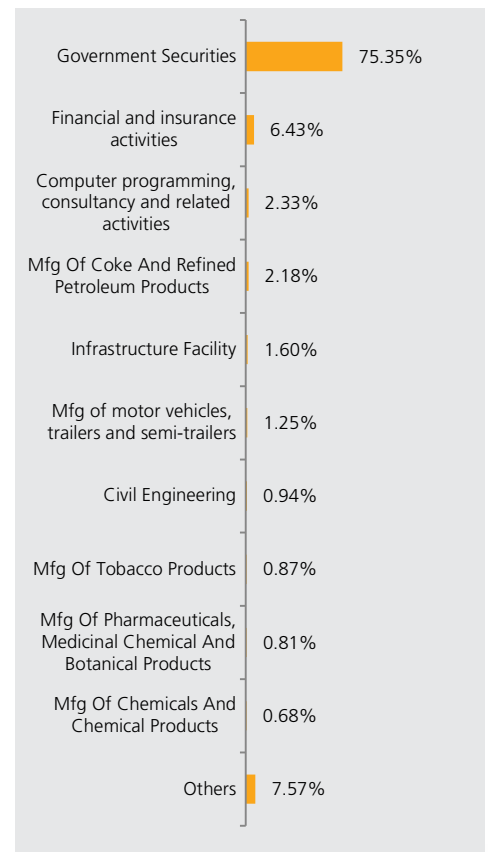
## AUM (in ₹ crs.)



## Rating Profile



## Sector Allocation as per National Industrial Classification 2008



# INVESTMENT INSIGHT

Life Gilt Fund 2 (ULIF03819/03/09LGILTFUN02121)

Fund Report as on 31st March 2024

## Investment Objective

Provide returns that exceed the inflation rate, without taking any credit risk (sovereign risk only) and maintaining a low probability of negative return in the short term. The risk appetite is 'low to moderate'.

## Fund Details

**Fund Manager:** Mr. Rahul Sangle  
**NAV as on 31st March 24:** ₹ 27.4238  
**Inception Date:** 01<sup>st</sup> September 2010  
**Benchmark:** CRISIL Dynamic Gilt Index  
**AUM as on 31st March 24:** ₹ 0.41 Crs.  
**Modified Duration of Debt Portfolio:** 6.42 years  
**YTM of Debt Portfolio:** 7.08%

## Asset Allocation

	Range (%)	Actual (%)
Equity	00-00	-
Gsec / Debt	00-100	95
MMI / Others	00-100	5

## Returns

Period	Fund Returns	Index Returns
Last 1 Month	0.60%	0.74%
Last 6 Months	4.28%	4.97%
Last 1 Year	7.47%	8.63%
Last 2 Years	5.64%	6.43%
Last 3 Years	4.79%	5.67%
Since Inception	7.13%	7.65%

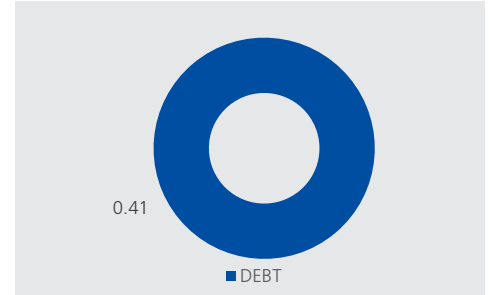
**Note:** Returns less than one year are absolute returns and more than one year compounded returns.

Past performance is not indicative of future performance

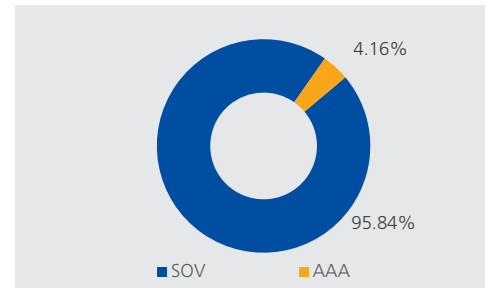
## Portfolio

Name of Instrument	% to AUM
7.26% GOI CG 06-02-2033	82.90%
7.18% GOI CG 24-07-2037	5.95%
7.38% GOI CG 20-06-2027	2.98%
7.18% GOI 14.08.2033	2.98%
<b>Gilts Total</b>	<b>94.82%</b>
<b>Money Market Total</b>	<b>4.12%</b>
<b>Current Assets</b>	<b>1.07%</b>
<b>Total</b>	<b>100.00%</b>

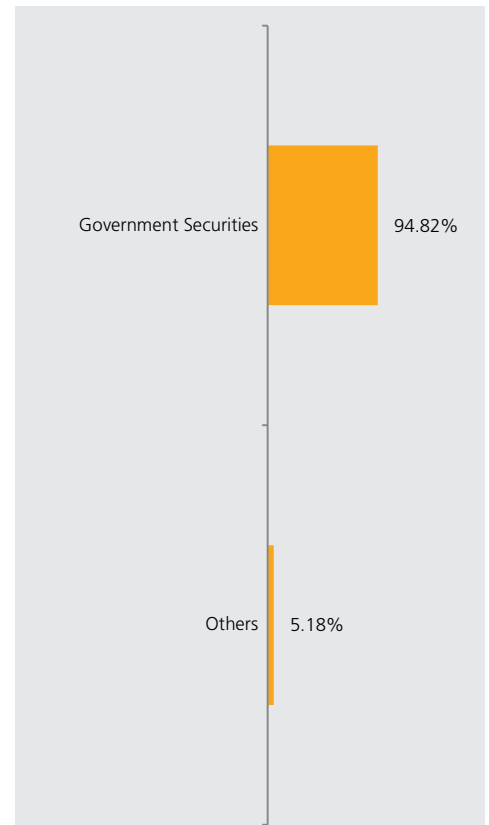
## AUM (in ₹ crs.)



## Rating Profile



## Sector Allocation as per National Industrial Classification 2008



# INVESTMENT INSIGHT

Health Gilt Fund 1 (ULIF01301/02/08HGILTFUN01121)

Fund Report as on 31st March 2024

## Investment Objective

Provide returns that exceed the inflation rate, without taking any credit risk (sovereign risk only) and maintaining a low probability of negative return in the short term. The risk appetite is 'low to moderate'.

## Fund Details

**Fund Manager:** Mr. Rahul Sangle  
**NAV as on 31st March 24:** ₹ 27.9403  
**Inception Date:** 27<sup>th</sup> February 2008  
**Benchmark:** CRISIL Dynamic Gilt Index  
**AUM as on 31st March 24:** ₹ 0.24 Crs.  
**Modified Duration of Debt Portfolio:** 6.42 years  
**YTM of Debt Portfolio:** 7.08%

## Asset Allocation

	Range (%)	Acal (%)
Equity	00-00	-
Gsec / Debt	00-100	95
MMI / Others	00-100	5

## Returns

Period	Fund Returns	Index Returns
Last 1 Month	0.60%	0.74%
Last 6 Months	4.13%	4.97%
Last 1 Year	7.18%	8.63%
Last 2 Years	5.34%	6.43%
Last 3 Years	4.51%	5.67%
Since Inception	6.59%	7.59%

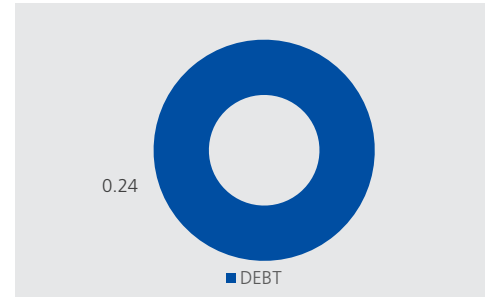
**Note:** Returns less than one year are absolute returns and more than one year compounded returns.

Past performance is not indicative of future performance

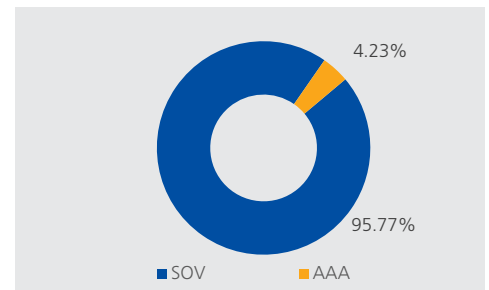
## Portfolio

Name of Instrument	% to AUM
7.26% GOI CG 06-02-2033	86.90%
7.18% GOI 14.08.2033	4.13%
7.18% GOI CG 24-07-2037	2.47%
7.38% GOI CG 20-06-2027	1.24%
<b>Gilts Total</b>	<b>94.74%</b>
<b>Money Market Total</b>	<b>4.19%</b>
<b>Current Assets</b>	<b>1.07%</b>
<b>Total</b>	<b>100.00%</b>

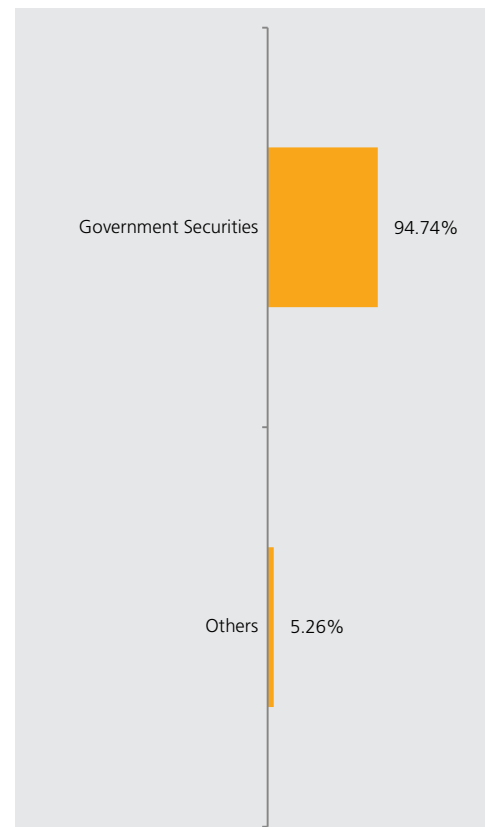
## AUM (in ₹ crs.)



## Rating Profile



## Sector Allocation as per National Industrial Classification 2008



# INVESTMENT INSIGHT

Life Capital Secure Fund 1 (ULIF00228/07/04LCAPTSEC01121)

Fund Report as on 31st March 2024

## Investment Objective

Maintain the capital value of all contributions (net of charges) and all interest additions, at all times. The risk appetite is 'extremely low'.

## Fund Details

**Fund Manager:** Mr. Rahul Sangle  
**NAV as on 31st March 24:** ₹ 29.8163  
**Inception Date:** 9<sup>th</sup> August 2004  
**Benchmark:** CRISIL 91 - days Treasury Bill Index  
**AUM as on 31st March 24:** ₹ 1.08 Crs.  
**Modified Duration of Debt Portfolio:**  
 0.16 years  
**YTM of Debt Portfolio:** 6.82%

## Asset Allocation

	Range (%)	Actual (%)
Equity	00-00	-
Gsec / Debt	00-100	-
MMI / Others	00-100	100

## Returns

Period	Fund Returns	Index Returns
Last 1 Month	0.44%	0.57%
Last 6 Months	2.60%	3.59%
Last 1 Year	5.23%	7.22%
Last 2 Years	4.51%	6.36%
Last 3 Years	3.59%	5.47%
Since Inception	5.72%	6.71%

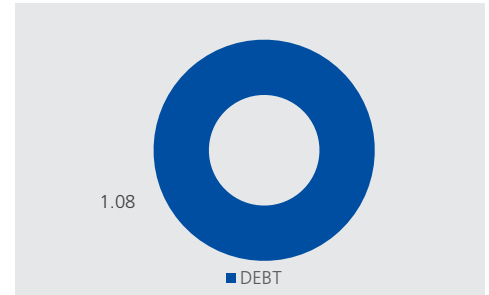
**Note:** Returns less than one year are absolute returns and more than one year compounded returns.

Past performance is not indicative of future performance

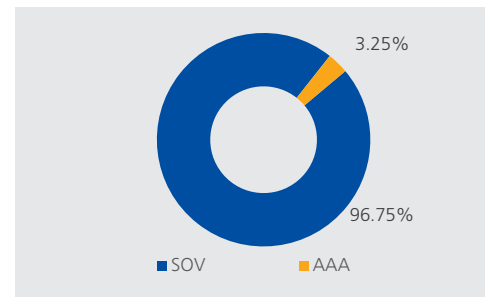
## Portfolio

Name of Instrument	% to AUM
Money Market Total	100.02%
Current Assets	-0.02%
Total	100.00%

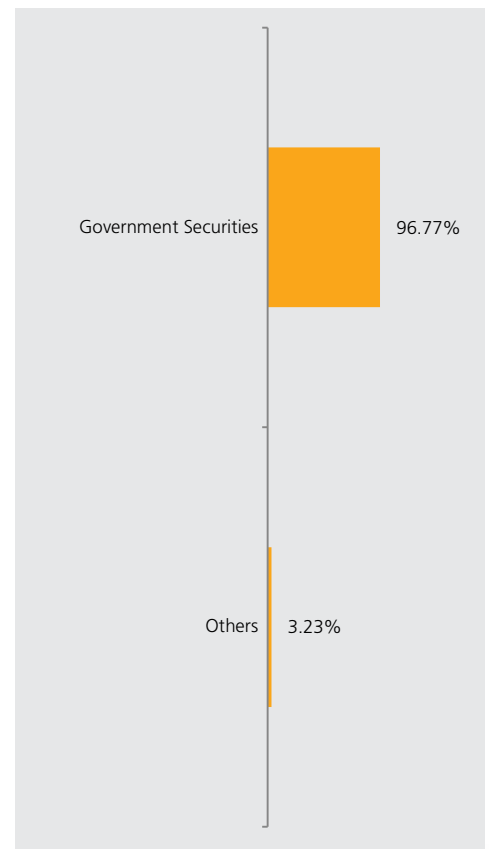
## AUM (in ₹ crs.)



## Rating Profile



## Sector Allocation as per National Industrial Classification 2008



# INVESTMENT INSIGHT

Pension Capital Secure Fund 1 (ULIF00501/11/06PCAPTSEC01121)

Fund Report as on 31st March 2024

## Investment Objective

Maintain the capital value of all contributions (net of charges) and all interest additions, at all times. The risk appetite is 'extremely low'.

## Fund Details

**Fund Manager:** Mr. Rahul Sangle  
**NAV as on 31st March 24:** ₹ 30.0064  
**Inception Date:** 02<sup>nd</sup> February 2006  
**Benchmark:** CRISIL 91-days Treasury Bill Index  
**AUM as on 31st March 24:** ₹ 1.18 Crs.  
**Modified Duration of Debt Portfolio:**  
 0.31 years  
**YTM of Debt Portfolio:** 7.03%

## Asset Allocation

	Range (%)	Actual (%)
Equity	00-00	-
Gsec / Debt	00-100	-
MMI / Others	00-100	100

## Returns

Period	Fund Returns	Index Returns
Last 1 Month	0.45%	0.57%
Last 6 Months	2.60%	3.59%
Last 1 Year	5.30%	7.22%
Last 2 Years	4.49%	6.36%
Last 3 Years	3.57%	5.47%
Since Inception	5.91%	6.84%

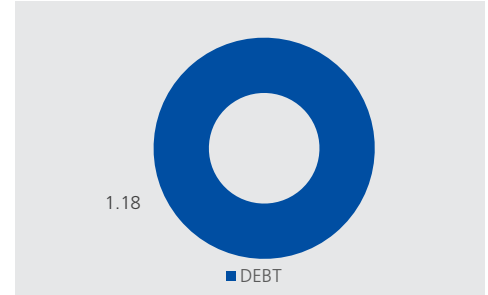
**Note:** Returns less than one year are absolute returns and more than one year compounded returns.

Past performance is not indicative of future performance

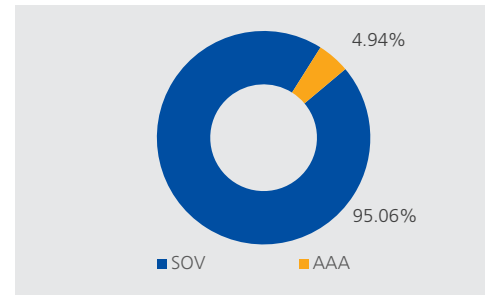
## Portfolio

Name of Instrument	% to AUM
Money Market Total	100.02%
Current Assets	-0.02%
Total	100.00%

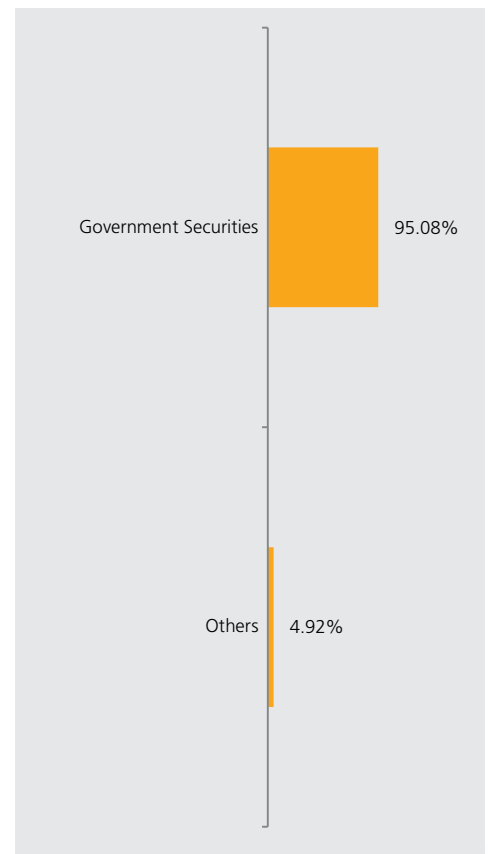
## AUM (in ₹ crs.)



## Rating Profile



## Sector Allocation as per National Industrial Classification 2008



# INVESTMENT INSIGHT

Life Corporate Bond Fund 2 (ULIF04020/08/09LCORBOND02121)

Fund Report as on 31st March 2024

## Investment Objective

Provide returns that exceed the inflation rate, while taking some credit risk (through investments in corporate debt instruments) and maintaining a moderate probability of negative return in the short term. The risk appetite is 'low to moderate'.

## Fund Details

**Fund Manager:** Mr. Rahul Sangle  
**NAV as on 31st March 24:** ₹ 30.2517  
**Inception Date:** 20<sup>th</sup> August 2009  
**Benchmark:** CRISIL Composite Bond Index: 100%  
**AUM as on 31st March 24:** ₹ 0.72 Crs.  
**Modified Duration of Debt Portfolio:** 6.67 years  
**YTM of Debt Portfolio:** 7.10%

## Asset Allocation

	Range (%)	Actual (%)
Equity	00-00	-
Gsec / Debt	00-100	93
MMI / Others	00-100	7

## Returns

Period	Fund Returns	Index Returns
Last 1 Month	0.60%	0.74%
Last 6 Months	4.04%	4.34%
Last 1 Year	7.14%	8.26%
Last 2 Years	5.19%	6.01%
Last 3 Years	5.38%	5.49%
Since Inception	7.24%	7.28%

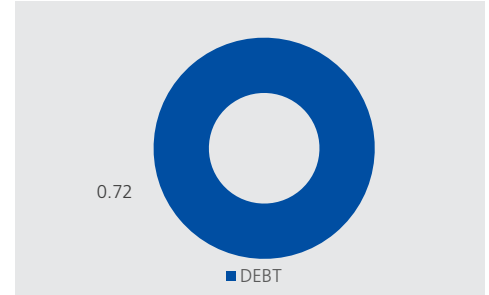
**Note:** Returns less than one year are absolute returns and more than one year compounded returns.

Past performance is not indicative of future performance

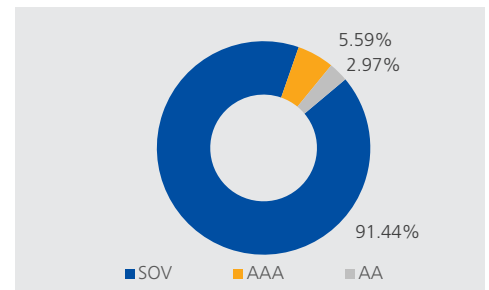
## Portfolio

Name of Instrument	% to AUM
6.75% PCHFL NCD 26-09-2031	2.94%
<b>Bonds/Debentures Total</b>	<b>2.94%</b>
7.26% GOI CG 06-02-2033	71.47%
6.54% GOI 17.01.2032	13.49%
7.25% GOI CG 12-06-2063	5.23%
7.18% GOI CG 24-07-2037	0.21%
7.38% GOI CG 20-06-2027	0.07%
<b>Gilts Total</b>	<b>90.47%</b>
<b>Money Market Total</b>	<b>5.53%</b>
<b>Current Assets</b>	<b>1.07%</b>
<b>Total</b>	<b>100.00%</b>

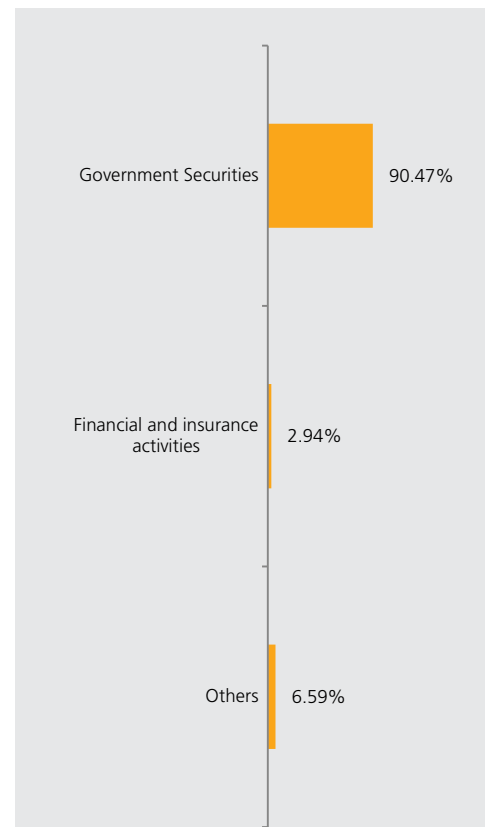
## AUM (in ₹ crs.)



## Rating Profile



## Sector Allocation as per National Industrial Classification 2008



# INVESTMENT INSIGHT

Health Corporate Bond Fund 1 (ULIF06301/02/08HCORBOND01121)

Fund Report as on 31st March 2024

## Investment Objective

Provide returns that exceed the inflation rate, while taking some credit risk (through investments in corporate debt instruments) and maintaining a moderate probability of negative return in the short term. The risk appetite is 'low to moderate'.

## Fund Details

**Fund Manager:** Mr. Rahul Sangle  
**NAV as on 31st March 24:** ₹ 30.6915  
**Inception Date:** 27<sup>th</sup> February 2008  
**Benchmark:** CRISIL Composite Bond Index: 100%  
**AUM as on 31st March 24:** ₹ 0.40 Crs.  
**Modified Duration of Debt Portfolio:** 6.36 years  
**YTM of Debt Portfolio:** 7.08%

## Asset Allocation

	Range (%)	Actual (%)
Equity	00-00	-
Gsec / Debt	00-100	95
MMI / Others	00-100	5

## Returns

Period	Fund Returns	Index Returns
Last 1 Month	0.57%	0.74%
Last 6 Months	3.95%	4.34%
Last 1 Year	6.75%	8.26%
Last 2 Years	4.85%	6.01%
Last 3 Years	4.22%	5.49%
Since Inception	7.21%	7.52%

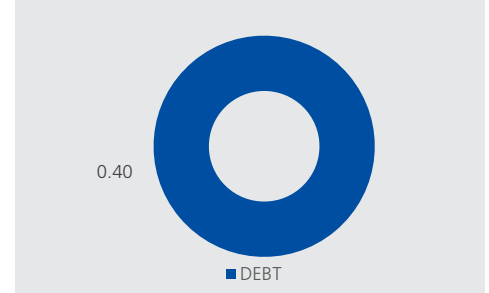
**Note:** Returns less than one year are absolute returns and more than one year compounded returns.

Past performance is not indicative of future performance

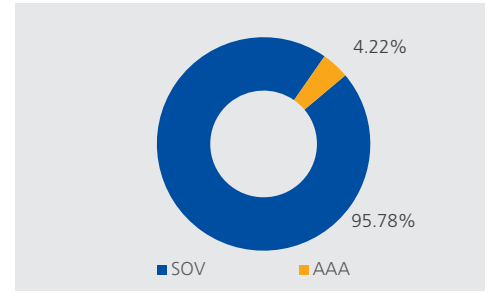
## Portfolio

Name of Instrument	% to AUM
7.26% GOI CG 06-02-2033	87.46%
6.54% GOI 17.01.2032	7.30%
<b>Gilts Total</b>	<b>94.76%</b>
<b>Money Market Total</b>	<b>4.17%</b>
<b>Current Assets</b>	<b>1.07%</b>
<b>Total</b>	<b>100.00%</b>

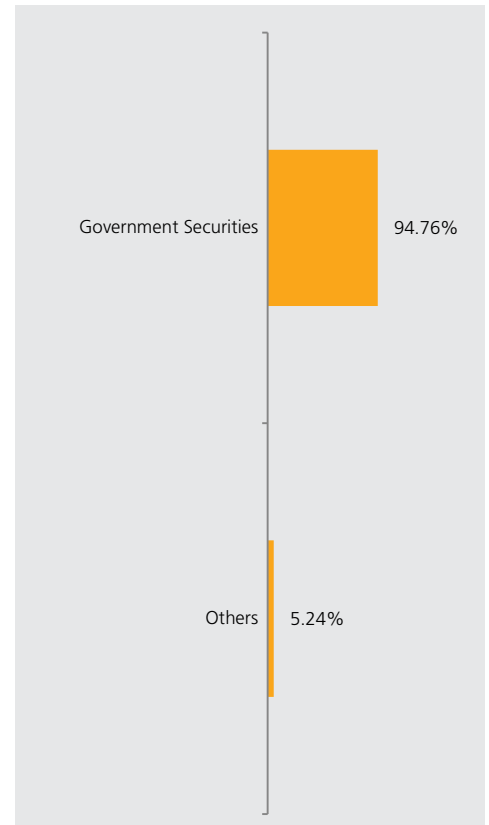
## AUM (in ₹ crs.)



## Rating Profile



## Sector Allocation as per National Industrial Classification 2008





# INVESTMENT INSIGHT

Life Money Market Fund 2 (ULIF03919/03/09LMONMRKT02121)

Fund Report as on 31st March 2024

## Investment Objective

Maintain the capital value of all contributions (net of charges) and all interest additions, at all times. The risk appetite is 'low'.

## Fund Details

**Fund Manager:** Mr. Rahul Sangle  
**NAV as on 31st March 24:** ₹ 24.0154  
**Inception Date:** 26<sup>th</sup> May 2009  
**Benchmark:** CRISIL 91 day T Bill Index  
**AUM as on 31st March 24:** ₹ 0.87 Crs.  
**Modified Duration of Debt Portfolio:**  
 0.74 years  
**YTM of Debt Portfolio:** 7.01%

## Asset Allocation

	Range (%)	Actual (%)
Equity	00-00	-
Gsec / Debt	00-100	-
MMI / Others	00-100	100

## Returns

Period	Fund Returns	Index Returns
Last 1 Month	0.50%	0.57%
Last 6 Months	2.88%	3.59%
Last 1 Year	5.68%	7.22%
Last 2 Years	4.83%	6.36%
Last 3 Years	4.06%	5.47%
Since Inception	5.76%	6.36%

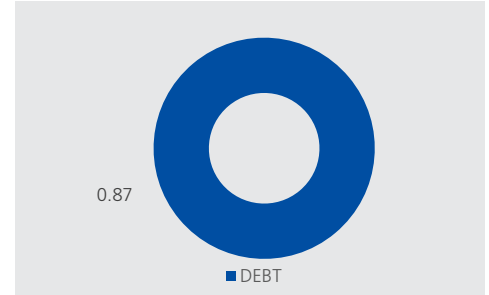
**Note:** Returns less than one year are absolute returns and more than one year compounded returns.

Past performance is not indicative of future performance

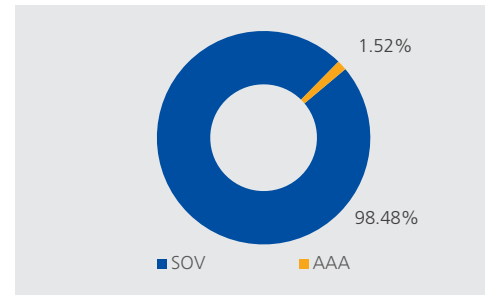
## Portfolio

Name of Instrument	% to AUM
Money Market Total	100.05%
Current Assets	-0.05%
Total	100.00%

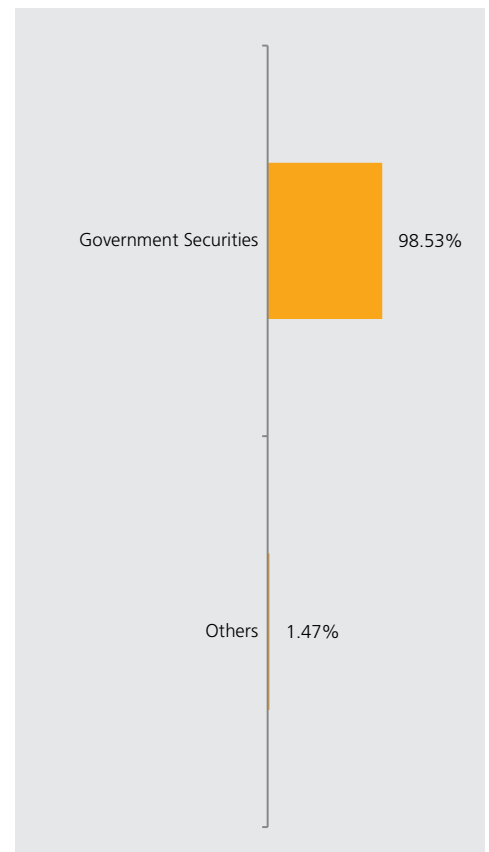
## AUM (in ₹ crs.)



## Rating Profile



## Sector Allocation as per National Industrial Classification 2008



# INVESTMENT INSIGHT

Pension Money Market Fund 2 (ULIF05201/01/10PMONMRKT02121)

Fund Report as on 31st March 2024

## Investment Objective

Maintain the capital value of all contributions (net of charges) and all interest additions, at all times. The risk appetite is 'low'.

## Fund Details

**Fund Manager:** Mr. Rahul Sangle  
**NAV as on 31st March 24:** ₹ 21.3099  
**Inception Date:** 11<sup>th</sup> January 2010  
**Benchmark:** CRISIL 91 day T Bill Index  
**AUM as on 31st March 24:** ₹ 2.40 Crs.  
**Modified Duration of Debt Portfolio:**  
 0.36 years  
**YTM of Debt Portfolio:** 6.73%

## Asset Allocation

	Range (%)	Actual (%)
Equity	00-00	-
Gsec / Debt	00-100	-
MMI / Others	00-100	100

## Returns

Period	Fund Returns	Index Returns
Last 1 Month	0.45%	0.57%
Last 6 Months	2.72%	3.59%
Last 1 Year	5.41%	7.22%
Last 2 Years	4.73%	6.36%
Last 3 Years	3.89%	5.47%
Since Inception	5.46%	6.81%

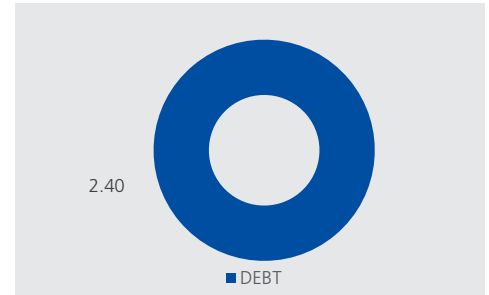
**Note:** Returns less than one year are absolute returns and more than one year compounded returns.

Past performance is not indicative of future performance

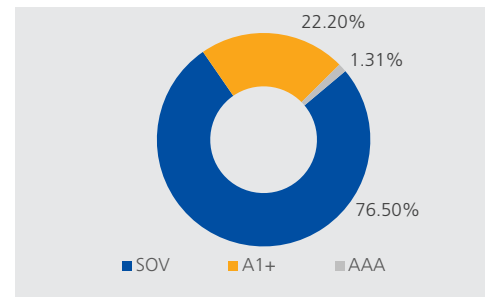
## Portfolio

Name of Instrument	% to AUM
Money Market Total	99.87%
Current Assets	0.13%
Total	100.00%

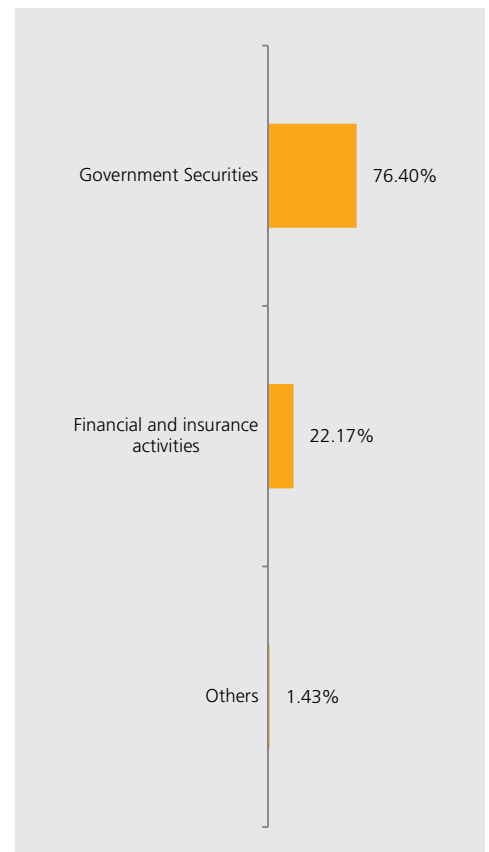
## AUM (in ₹ crs.)



## Rating Profile



## Sector Allocation as per National Industrial Classification 2008



# INVESTMENT INSIGHT

Health Money Market Fund 1 (ULIF01501/02/08HMONMRKT01121)

Fund Report as on 31st March 2024

## Investment Objective

Maintain the capital value of all contributions (net of charges) and all interest additions, at all times. The risk appetite is 'low'.

## Fund Details

**Fund Manager:** Mr. Rahul Sangle  
**NAV as on 31st March 24:** ₹ 24.7037  
**Inception Date:** 27<sup>th</sup> February 2008  
**Benchmark:** CRISIL 91 day T Bill Index  
**AUM as on 31st March 24:** ₹ 0.19 Crs.  
**Modified Duration of Debt Portfolio:**  
 0.62 years  
**YTM of Debt Portfolio:** 6.94%

## Asset Allocation

	Range (%)	Actual (%)
Equity	00-00	-
Gsec / Debt	00-100	-
MMI / Others	00-100	100

## Returns

Period	Fund Returns	Index Returns
Last 1 Month	0.47%	0.57%
Last 6 Months	2.75%	3.59%
Last 1 Year	5.27%	7.22%
Last 2 Years	4.52%	6.36%
Last 3 Years	3.73%	5.47%
Since Inception	5.78%	6.79%

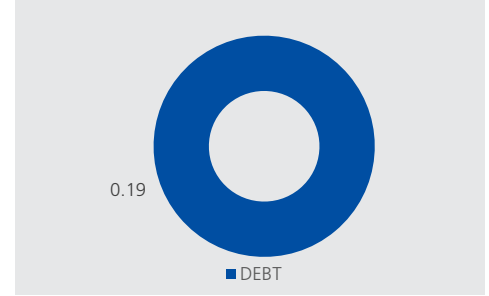
**Note:** Returns less than one year are absolute returns and more than one year compounded returns.

Past performance is not indicative of future performance

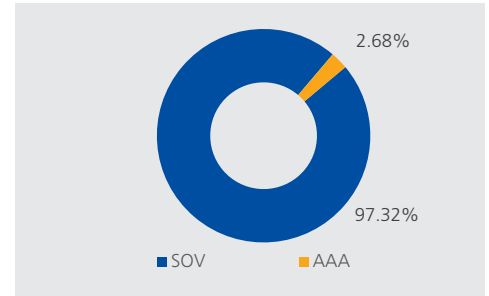
## Portfolio

Name of Instrument	% to AUM
Money Market Total	99.98%
Current Assets	0.02%
Total	100.00%

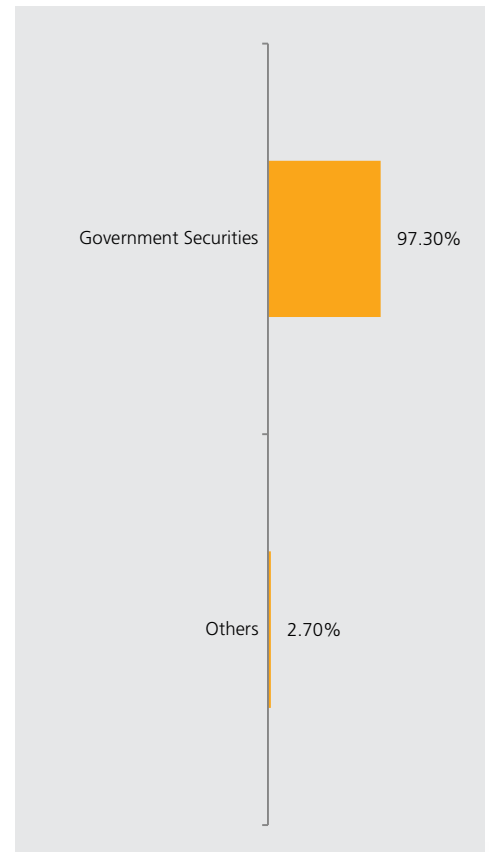
## AUM (in ₹ crs.)



## Rating Profile



## Sector Allocation as per National Industrial Classification 2008



# INVESTMENT INSIGHT

Life Highest NAV Advantage Fund 1 (ULIF05803/09/10LHNAVADV01121)

Fund Report as on 31st March 2024

## Investment Objective

The objective of the fund is to offer guarantee of maturity value, in an equity oriented fund, at the highest NAV achieved during the period of the guarantee. Each series of the fund will be closed-ended and the guaranteed amount will be applicable only for those investors who remain invested in the fund till the close-date. The risk appetite of the fund is defined as moderate to high.

## Fund Details

**Fund Manager:** Mr. Umesh Patel (Equity) & Mr. Rahul Sangle (Debt)

**NAV as on 31st March 24:** ₹ 14.7299

**Highest NAV locked as on 28<sup>th</sup> Aug 2018:** ₹15.6816

**Inception Date:** 8<sup>th</sup> Sep 2010

**Benchmark:** N.A

**AUM as on 31st March 24:** ₹ 91.09 Crs.

**Modified Duration of Debt Portfolio:**

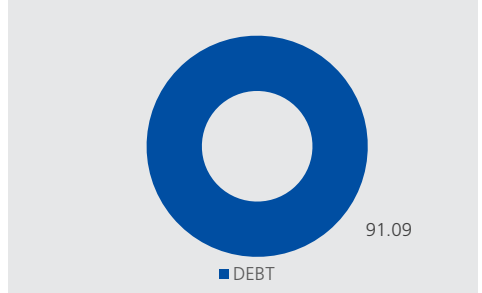
1.51 years

**YTM of Debt Portfolio:** 7.14%

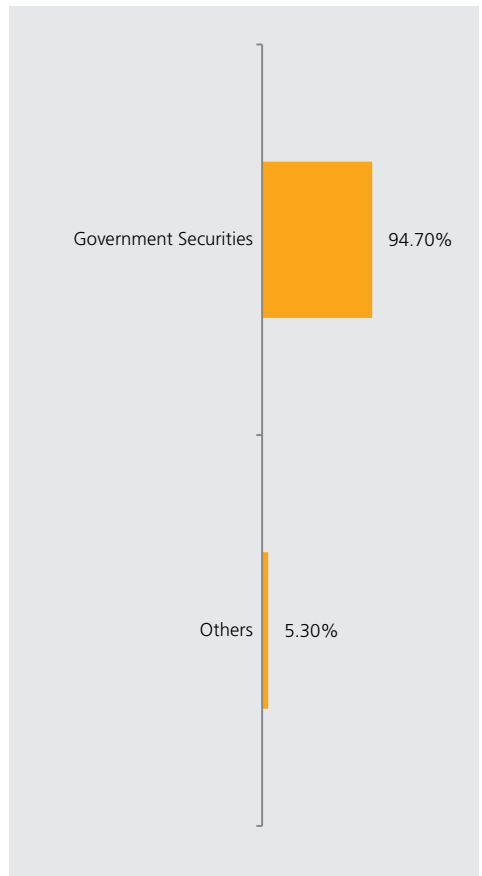
## Portfolio

Name of Instrument	% to AUM
8.20% GOI 24-09-2025	44.60%
8.30% RAJASHTHAN SDL 13.01.2026	27.88%
7.59% GOI CG 11-01-2026	16.62%
8.47% MAHARASHTRA SDL 10.02.2026	5.60%
<b>Gilts Total</b>	<b>94.70%</b>
<b>Money Market Total</b>	<b>4.47%</b>
<b>Current Assets</b>	<b>0.83%</b>
<b>Total</b>	<b>100.00%</b>

## AUM (in ₹ crs.)



## Sector Allocation as per National Industrial Classification 2008



## Asset Allocation

	Range (%)	Actual (%)
Equity	0-100	-
Gsec / Debt	0-100	95
MMI / Others	0-100	5

## Returns

Period	Fund Returns	Index Returns
Last 1 Month	0.42%	-
Last 6 Months	2.90%	-
Last 1 Year	5.40%	-
Last 2 Years	3.50%	-
Last 3 Years	3.63%	-
Since Inception	2.90%	-

**Note:** Returns less than one year are absolute returns and more than one year compounded returns.

Past performance is not indicative of future performance



# INVESTMENT INSIGHT

Life Highest NAV Advantage Fund 2 (ULIF05901/06/11LHNAVADV02121)

Fund Report as on 31st March 2024

## Investment Objective

The objective of the fund is to offer guarantee of maturity value, in an equity oriented fund, at the highest NAV achieved during the period of the guarantee. Each series of the fund will be closed-ended and the guaranteed amount will be applicable only for those investors who remain invested in the fund till the close-date. The risk appetite of the fund is defined as moderate to high.

## Fund Details

**Fund Manager:** Mr. Umesh Patel (Equity) & Mr. Rahul Sangle (Debt)

**NAV as on 31st March 24:** ₹ 16.6447

**Highest NAV locked as on 28<sup>th</sup> Aug 2018:** ₹ 17.9310

**Inception Date:** 08<sup>th</sup> June 2011

**Benchmark:** N.A

**AUM as on 31st March 24:** ₹ 10.19 Crs.

**Modified Duration of Debt Portfolio:**

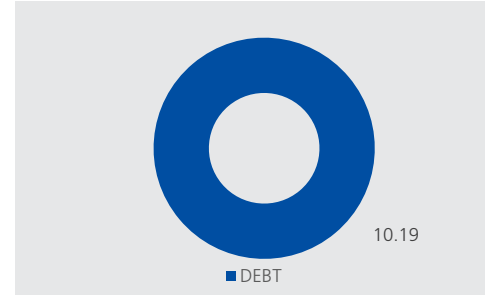
1.79 years

**YTM of Debt Portfolio:** 7.07%

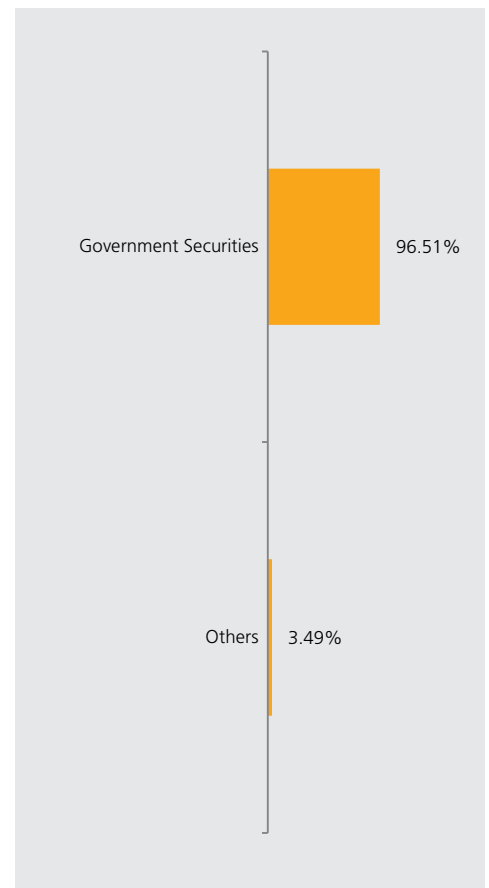
## Portfolio

Name of Instrument	% to AUM
7.27% GOI 08.04.2026	96.51%
<b>Gilts Total</b>	<b>96.51%</b>
<b>Money Market Total</b>	<b>0.19%</b>
<b>Current Assets</b>	<b>3.30%</b>
<b>Total</b>	<b>100.00%</b>

## AUM (in ₹ crs.)



## Sector Allocation as per National Industrial Classification 2008



## Asset Allocation

	Range (%)	Actual (%)
Equity	0-100	-
Gsec / Debt	0-100	97
MMI / Others	0-100	3

## Returns

Period	Fund Returns	Index Returns
Last 1 Month	0.36%	-
Last 6 Months	3.02%	-
Last 1 Year	5.41%	-
Last 2 Years	3.44%	-
Last 3 Years	3.49%	-
Since Inception	4.05%	-

**Note:** Returns less than one year are absolute returns and more than one year compounded returns.

Past performance is not indicative of future performance



# INVESTMENT INSIGHT

Discontinued Policy Fund (ULIF05703/09/10DISCPOLF01121)

Fund Report as on 31st March 2024

## Investment Objective

The fund will be utilized for managing the discontinued policies as per the IRDAI (Treatment of Discontinued Linked Insurance Policies) Regulations, 2010 and circulars issued thereafter. The objective of the fund is to maintain capital value of the fund at all times and earn a minimum predetermined yield, at the rate determined by the regulator, which at present is 4% p.a. and maintain sufficient liquidity to meet the pay outs. The fund would be predominantly stay invested money market instruments. Risk appetite of the fund is defined as 'low'.

## Fund Details

**Fund Manager:** Mr. Rahul Sangle  
**NAV as on 31st March 24:** ₹ 22.4930  
**Inception Date:** 30<sup>th</sup> March 2011  
**Benchmark:** N.A  
**AUM as on 31st March 24:** ₹ 856.01 Crs.  
**Modified Duration of Debt Portfolio:** 0.46 years  
**YTM of Debt Portfolio:** 6.99%

## Asset Allocation

	Range (%)	Actual (%)
Equity	00-00	-
Gsec / Debt	60-100	7
MMI / Others	00-40	93

## Returns

Period	Fund Returns	Index Returns
Last 1 Month	0.55%	-
Last 6 Months	3.21%	-
Last 1 Year	6.47%	-
Last 2 Years	5.48%	-
Last 3 Years	4.73%	-
Since Inception	6.43%	-

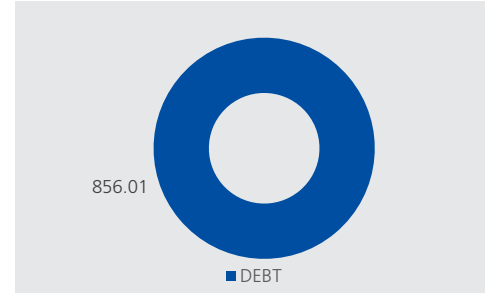
**Note:** Returns less than one year are absolute returns and more than one year compounded returns.

Past performance is not indicative of future performance

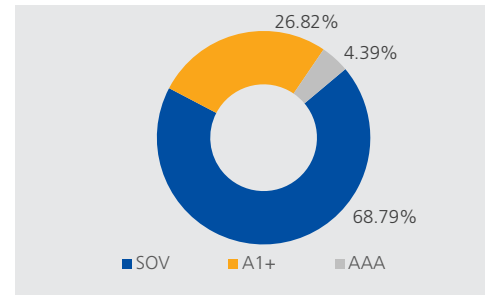
## Portfolio

Name of Instrument	% to AUM
8.72% MAHARASHTRA SDL 29.10.2024	2.36%
9.38% MAHARASHTRA SDL 23.04.2024	1.69%
9.04% KARNATAKA SDL 10/09/2024	1.18%
9.07% KERALA SDL 27-08-2024	1.12%
6.35% OIL BONDS GOI 23-12-2024 OIL MKTG	1.00%
<b>Gilts Total</b>	<b>7.35%</b>
<b>Money Market Total</b>	<b>92.75%</b>
<b>Current Assets</b>	<b>-0.09%</b>
<b>Total</b>	<b>100.00%</b>

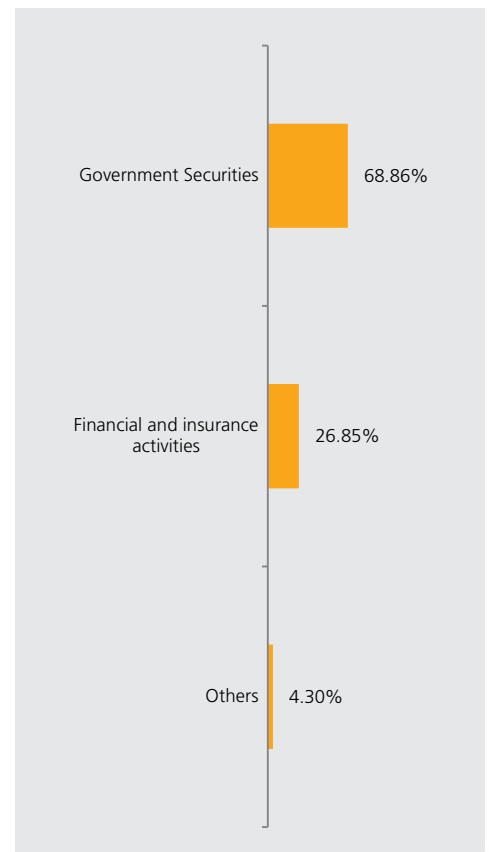
## AUM (in ₹ crs.)



## Rating Profile



## Sector Allocation as per National Industrial Classification 2008



# INVESTMENT INSIGHT

Pension Discontinued Policy Fund (ULIF07029/08/13PDISPOLF01121)

Fund Report as on 31st March 2024

## Investment Objective

The fund will be utilized for managing the discontinued policies as per the IRDAI (Treatment of Discontinued Linked Insurance Policies) Regulations, 2010 and circulars issued thereafter. The objective of the fund is to maintain capital value of the fund at all times and earn a minimum predetermined yield, at the rate determined by the regulator, which at present is 4% p.a. and maintain sufficient liquidity to meet the pay outs. The fund would be predominantly stay invested money market instruments. Risk appetite of the fund is defined as 'low'.

## Fund Details

**Fund Manager:** Mr. Rahul Sangle  
**NAV as on 31st March 24:** ₹ 17.8167  
**Inception Date:** 15<sup>th</sup> January 2014  
**Benchmark:** N.A  
**AUM as on 31st March 24:** ₹ 35.22 Crs.  
**Modified Duration of Debt Portfolio:**  
 0.43 years  
**YTM of Debt Portfolio:** 6.82%

## Asset Allocation

	Range (%)	Actual (%)
Equity	00-00	-
Gsec / Debt	60-100	10
MMI / Others	00-40	90

## Returns

Period	Fund Returns	Index Returns
Last 1 Month	0.55%	-
Last 6 Months	3.22%	-
Last 1 Year	6.46%	-
Last 2 Years	5.49%	-
Last 3 Years	4.71%	-
Since Inception	5.82%	-

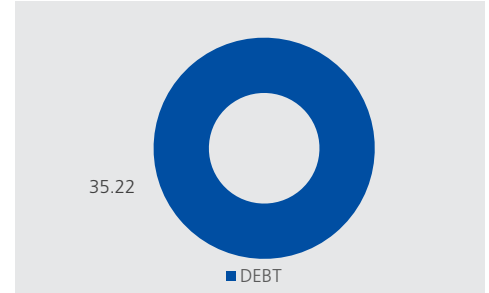
**Note:** Returns less than one year are absolute returns and more than one year compounded returns.

Past performance is not indicative of future performance

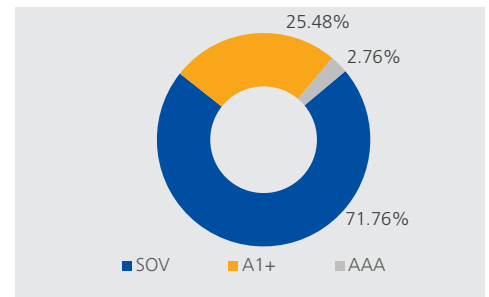
## Portfolio

Name of Instrument	% to AUM
8.72% MAHARASHTRA SDL 29.10.2024	5.73%
9.38% MAHARASHTRA SDL 23.04.2024	1.51%
9.07% KERALA SDL 27-08-2024	1.43%
6.35% OIL BONDS GOI 23-12-2024 OIL MKTG	1.00%
<b>Gilts Total</b>	<b>9.67%</b>
<b>Money Market Total</b>	<b>90.03%</b>
<b>Current Assets</b>	<b>0.30%</b>
<b>Total</b>	<b>100.00%</b>

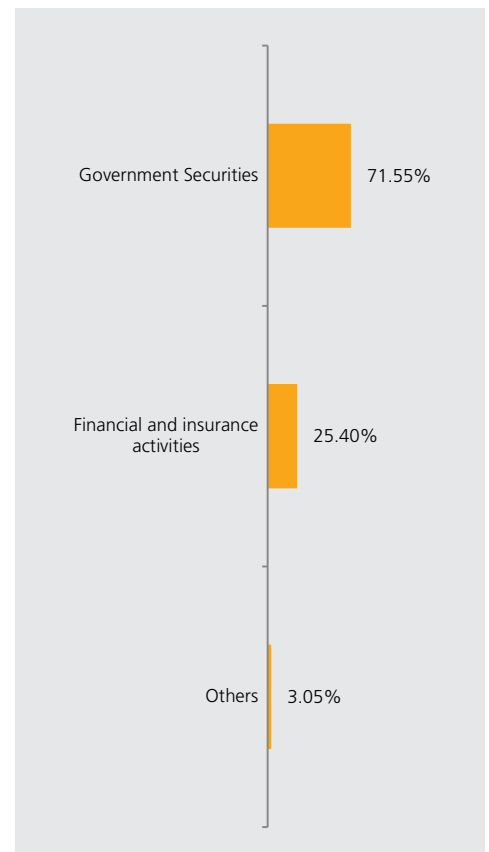
## AUM (in ₹ crs.)



## Rating Profile



## Sector Allocation as per National Industrial Classification 2008



# INVESTMENT INSIGHT

Reliance Assured Maturity Debt Fund (ULIF06720/12/11LASURMDEBT121)

Fund Report as on 31st March 2024

## Investment Objective

To provide predictable investment returns, achieved through 100% investment in debt securities, where returns are locked-in through portfolio immunization techniques and use of rigorous Asset Liability Management (ALM). The risk appetite for the fund is low to moderate.

## Fund Details

**Fund Manager:** Mr. Rahul Sangle  
**NAV as on 31st March 24:** ₹ 22.7369  
**Inception Date:** 23<sup>rd</sup> March 2012  
**Benchmark:** N.A  
**AUM as on 31st March 24:** ₹ 0.04 Crs.  
**Modified Duration of Debt Portfolio:** N.A  
**YTM of Debt Portfolio:** 6.98%

## Asset Allocation

	Range (%)	Actual (%)
Equity	00-00	-
Gsec / Debt	00-100	-
MMI / Others	00-100	100

## Returns

Period	Fund Returns	Index Returns
Last 1 Month	0.46%	-
Last 6 Months	2.80%	-
Last 1 Year	5.83%	-
Last 2 Years	5.12%	-
Last 3 Years	4.54%	-
Since Inception	7.07%	-

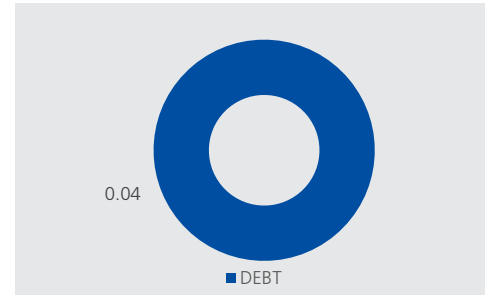
**Note:** Returns less than one year are absolute returns and more than one year compounded returns.

Past performance is not indicative of future performance

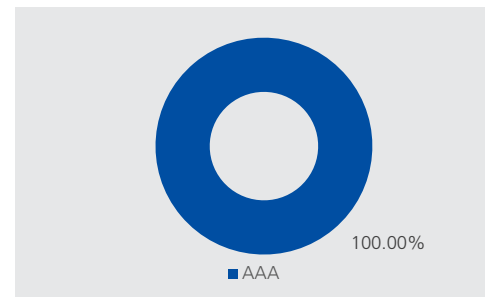
## Portfolio

Name of Instrument	% to AUM
Money Market Total	99.69%
Current Assets	0.31%
<b>Total</b>	<b>100.00%</b>

## AUM (in ₹ crs.)



## Rating Profile





## NO. OF FUNDS MANAGED BY FUND MANAGER

SFIN	Name of the Fund	Benchmark	Type of Fund	Equity Fund Manager	Debt Fund Manager
ULIF00328/07/04LEQUITYF01121	Life Equity Fund 1	Nifty 50 Index	Diversified	Jagdish Bhanushali	-
ULIF02510/06/08LEQUITYF02121	Life Equity Fund 2	Nifty 50 Index	Diversified	Jagdish Bhanushali	-
ULIF04201/01/10LEQUITYF03121	Life Equity Fund 3	Nifty 50 Index	Diversified	Jagdish Bhanushali	-
ULIF00601/11/06PEQUITYF01121	Pension Equity Fund 1	Nifty 50 Index	Diversified	Umesh Patel	-
ULIF03204/12/08PEQUITYF02121	Pension Equity Fund 2	Nifty 50 Index	Diversified	Umesh Patel	-
ULIF04901/01/10PEQUITYF03121	Pension Equity Fund 3	Nifty 50 Index	Diversified	Umesh Patel	-
ULIF01201/02/08HEQUITYF01121	Health Equity Fund 1	Nifty 50 Index	Diversified	Umesh Patel	-
ULIF05411/01/10HEQUITYF02121	Health Equity Fund 2	Nifty 50 Index	Diversified	Umesh Patel	-
ULIF03010/06/08LPUEQUTY01121	Life Pure Equity Fund 1	RNLIC Pure Index	Pure Equity	Jagdish Bhanushali	-
ULIF04601/01/10LPUEQUTY02121	Life Pure Equity Fund 2	RNLIC Pure Index	Pure Equity	Jagdish Bhanushali	-
ULIF05301/01/10PPUEQUTY02121	Pension Pure Equity Fund 2	RNLIC Pure Index	Pure Equity	Jagdish Bhanushali	-
ULIF01601/02/08HPUEQUTY01121	Health Pure Equity Fund 1	RNLIC Pure Index	Pure Equity	Jagdish Bhanushali	-
ULIF02710/06/08LINFRAST01121	Life Infrastructure Fund 1	Reliance Nippon Life Infrastructure INDEX	Infrastructure	Umesh Patel	-
ULIF04401/01/10LINFRAST02121	Life Infrastructure Fund 2	Reliance Nippon Life Infrastructure INDEX	Infrastructure	Umesh Patel	-
ULIF06601/01/10PINFRAST02121	Pension Infrastructure Fund 2	Reliance Nippon Life Infrastructure INDEX	Infrastructure	Umesh Patel	-
ULIF06101/02/08HINFRAST01121	Health Infrastructure Fund 1	Reliance Nippon Life Infrastructure INDEX	Infrastructure	Umesh Patel	-
ULIF02410/06/08LENERGYF01121	Life Energy Fund 1	Reliance Nippon Life ENERGY INDEX	Energy	Umesh Patel	-
ULIF04101/01/10LENERGYF02121	Life Energy Fund 2	Reliance Nippon Life ENERGY INDEX	Energy	Umesh Patel	-
ULIF06501/01/10PENRGYF02121	Pension Energy Fund 2	Reliance Nippon Life ENERGY INDEX	Energy	Umesh Patel	-
ULIF06001/02/08HENERGYF01121	Health Energy Fund 1	Reliance Nippon Life ENERGY INDEX	Energy	Umesh Patel	-
ULIF02810/06/08LMIDCAPF01121	Life Midcap Fund 1	Nifty Midcap 50: 100%	Midcap	Umesh Patel	-
ULIF04501/01/10LMIDCAPF02121	Life Midcap Fund 2	Nifty Midcap 50: 100%	Midcap	Umesh Patel	-
ULIF06924/03/15LMAKEINDIA121	Make In India Fund	Nifty 50 Index	Make in India	Jagdish Bhanushali	-
ULIF05101/01/10PMIDCAPF02121	Pension Midcap Fund 2	Nifty Midcap 50: 100%	Midcap	Umesh Patel	-
ULIF06201/02/08HMIDCAPF01121	Health Midcap Fund 1	Nifty Midcap 50: 100%	Midcap	Umesh Patel	-
ULIF01009/04/07LSPRGRWT01121	Life Super Growth Fund 1	CRISIL Composite Bond Index: 20%; Sensex 50: 80%	Hybrid	Jagdish Bhanushali	Rahul Sangle
ULIF04701/01/10LSPRGRWT02121	Life Super Growth Fund 2	CRISIL Composite Bond Index: 20%; Sensex 50: 80%	Hybrid	Jagdish Bhanushali	Rahul Sangle
ULIF01701/02/08HSPRGRWT01121	Health Super Growth Fund 1	CRISIL Composite Bond Index: 20%; Sensex 50: 80%	Hybrid	Jagdish Bhanushali	Rahul Sangle
ULIF00728/02/07LHIGROWT01121	Life High Growth Fund 1	N.A	Hybrid	Jagdish Bhanushali	Rahul Sangle
ULIF05511/01/10LHIGROWT02121	Life High Growth Fund 2	CRISIL Composite Bond Index: 40%; Sensex 50: 60%	Hybrid	Jagdish Bhanushali	Rahul Sangle
ULIF00809/04/07LGRWTPLS01121	Life Growth Plus Fund 1	N.A	Hybrid	Jagdish Bhanushali	Rahul Sangle
ULIF04301/01/10LGRWTPLS02121	Life Growth Plus Fund 2	CRISIL Composite Bond Index: 50%; Sensex 50: 50%	Hybrid	Jagdish Bhanushali	Rahul Sangle
ULIF01401/02/08HGRWTPLS01121	Health Growth Plus Fund 1	CRISIL Composite Bond Index: 50%; Sensex 50: 50%	Hybrid	Jagdish Bhanushali	Rahul Sangle
ULIF00428/07/04LGROWTHF01121	Life Growth Fund 1	N.A	Hybrid	Jagdish Bhanushali	Rahul Sangle
ULIF01102/11/07LGROWTHF02121	Life Growth Fund 2	CRISIL Composite Bond Index: 60%; Sensex 50: 40%	Hybrid	Jagdish Bhanushali	Rahul Sangle
ULIF03304/12/08PGROWTHF01121	Pension Growth Fund 1	CRISIL Composite Bond Index: 60%; Sensex 50: 40%	Hybrid	Jagdish Bhanushali	Rahul Sangle
ULIF05001/01/10PGROWTHF02121	Pension Growth Fund 2	CRISIL Composite Bond Index: 60%; Sensex 50: 40%	Hybrid	Jagdish Bhanushali	Rahul Sangle
ULIF00128/07/04LBALANCE01121	Life Balanced Fund 1	CRISIL Composite Bond Index: 80%; Sensex 50: 20%	Hybrid	Jagdish Bhanushali	Rahul Sangle

## NO. OF FUNDS MANAGED BY FUND MANAGER

SFIN	Name of the Fund	Benchmark	Type of Fund	Equity Fund Manager	Debt Fund Manager
ULIF03104/12/08PBALANCE01121	Pension Balanced Fund 1	CRISIL Composite Bond Index: 80%; Sensex 50: 20%	Hybrid	Jagdish Bhanushali	Rahul Sangle
ULIF04801/01/10PBALANCE02121	Pension Balanced Fund 2	CRISIL Composite Bond Index: 80%; Sensex 50: 20%	Hybrid	Jagdish Bhanushali	Rahul Sangle
ULIF00909/04/07LPURDEBT01121	Life Pure Debt Fund 1	CRISIL Composite Bond Index: 100%	Debt	-	Rahul Sangle
ULIF02610/06/08LGILTFUN01121	Life Gilt Fund 1	CRISIL Dynamic Gilt Index	Debt	-	Rahul Sangle
ULIF03819/03/09LGILTFUN02121	Life Gilt Fund 2	CRISIL Dynamic Gilt Index	Debt	-	Rahul Sangle
ULIF01301/02/08HGILTFUN01121	Health Gilt Fund 1	CRISIL Dynamic Gilt Index	Debt	-	Rahul Sangle
ULIF00228/07/04LCAPTSEC01121	Life Capital Secure Fund 1	CRISIL 91 - days Treasury Bill Index	Debt	-	Rahul Sangle
ULIF00501/11/06PCAPTSEC01121	Pension Capital Secure Fund 1	CRISIL 91 - days Treasury Bill Index	Debt	-	Rahul Sangle
ULIF02310/06/08LCORBOND01121	Life Corporate Bond Fund 1	CRISIL Composite Bond Index: 100%	Debt	-	Rahul Sangle
ULIF04020/08/09LCORBOND02121	Life Corporate Bond Fund 2	CRISIL Composite Bond Index: 100%	Debt	-	Rahul Sangle
ULIF06301/02/08HRCORBOND01121	Health Corporate Bond Fund 1	CRISIL Composite Bond Index: 100%	Debt	-	Rahul Sangle
ULIF06810/09/12PSMARTFU01121	Pension Smart Fund 1	N.A	Debt	-	Rahul Sangle
ULIF02910/06/08LMONMRKT01121	Life Money Market Fund 1	CRISIL 91 day T Bill Index	Debt	-	Rahul Sangle
ULIF03919/03/09LMONMRKT02121	Life Money Market Fund 2	CRISIL 91 day T Bill Index	Debt	-	Rahul Sangle
ULIF05201/01/10PMONMRKT02121	Pension Money Market Fund 2	CRISIL 91 day T Bill Index	Debt	-	Rahul Sangle
ULIF01501/02/08HMONMRKT01121	Health Money Market Fund 1	CRISIL 91 day T Bill Index	Debt	-	Rahul Sangle
ULIF05803/09/10LHNAVADV01121	Life Highest NAV Advantage Fund 1	N.A	Hybrid	Umesh Patel	Rahul Sangle
ULIF05901/06/11LHNAVADV02121	Life Highest NAV Advantage Fund 2	N.A	Hybrid	Umesh Patel	Rahul Sangle
ULIF05703/09/10DISCPOLF01121	Discontinued Policy Fund	N.A	Debt	-	Rahul Sangle
ULIF07029/08/13PDISPOLF01121	Pension Discontinued Policy Fund	N.A	Debt	-	Rahul Sangle
ULIF06720/12/11LASURMDEBT121	Reliance Assured Maturity Debt Fund	N.A	Debt	-	Rahul Sangle
ULIF07101/12/19LLARGCAPEQ121	Life Large Cap Equity Fund	NSE Nifty 50	Diversified	Jagdish Bhanushali	-

Unit Linked Life Insurance products are different from the traditional products and are subject to market risks. The Unit Linked Insurance Products do not offer any liquidity during the first five years of the contract. The policyholder will not be able to surrender or withdraw the monies invested in Unit Linked Insurance Products completely or partially till the end of the fifth year.

Premium paid in unit linked policies are subject to investment risks associated with capital markets and NAVs of the units may go up or down based on the performance of fund and factors influencing the capital market and the insured is responsible for his/her decisions.

Reliance Nippon Life Insurance Company Limited is only the name of the insurance company and the various products offered are only the names of the unit linked life insurance contract and does not in any way indicate the quality of the contract, its future prospects or returns.

The names of the Fund Option(s) do not in any manner indicate the quality of the Fund Option(s) or their future prospects or returns. Please understand the associated risks and applicable charges from your insurance advisor or the intermediary or policy document issued by Reliance Nippon Life Insurance Company Limited.

NAV per unit (Unit Price) may fluctuate depending on factors and forces affecting the capital markets and the level of interest rates prevailing in the market.

All benefits payable under this policy are subject to tax laws and other fiscal enactments in-effect from time to time, please consult your tax advisor for details.

---

Reliance Nippon Life Insurance Company Limited. IRDAI Registration No: 121. Registered & Corporate Office: Unit Nos. 401B, 402, 403 & 404, 4th Floor, Inspire-BKC, G Block, BKC Main Road, Bandra Kurla Complex, Bandra East, Mumbai - 400051. India. T +91 22 6896 5000.

For more information or any grievance, 1. Call us between 9am to 6pm, Monday to Saturday (except public holidays) on our Toll Free Number 1800 102 1010 or 2. Visit us at [www.reliancenipponlife.com](http://www.reliancenipponlife.com) or 3. Email us at: [rnlife.customerservice@relianceada.com](mailto:rnlife.customerservice@relianceada.com). 4. Chat with us on our WhatsApp number (+91) 7208852700.

Trade logo displayed above belongs to Anil Dhirubhai Ambani Ventures Private Limited & Nippon Life Insurance Company and used by Reliance Nippon Life Insurance Company Limited under license.

Beware of spurious phone calls and fictitious/fraudulent offers. IRDAI clarifies to public that: 1. IRDAI or its officials do not involve in activities like sale of any kind of insurance or financial products nor invest premiums. 2. IRDAI does not announce any bonus. Public receiving such phone calls are requested to lodge a police complaint along with details of phone call, number. CIN: U66010MH2001PLC167089